

0148th FLOOR PLAN (Upper Triplex)
SCALE: 1/4" = 1'-0"

ARCHITECT OF RECORD:
SLCEArchitects
841 BROADWAY
NEW YORK, NY 10003
TEL: 212-979-5400
FAX: 212-979-8387

DESIGN ARCHITECT:
Robert A.M. Stern Architects
440 West 34th Street
NEW YORK, NY 10001
TEL: 212-967-5100
FAX: 212-967-5588

STRUCTURAL ENGINEER:
WSP CANTOR SEINUK
STRUCTURAL ENGINEERS
228 EAST 45th STREET
NEW YORK, NY 10017
TEL: 212-687-9888
FAX: 646-487-5501

MEP ENGINEER:
WSP • FLACK+KURTZ
512 Seventh Avenue
New York, NY 10018
212.532.9600 Main
WSPFK.com

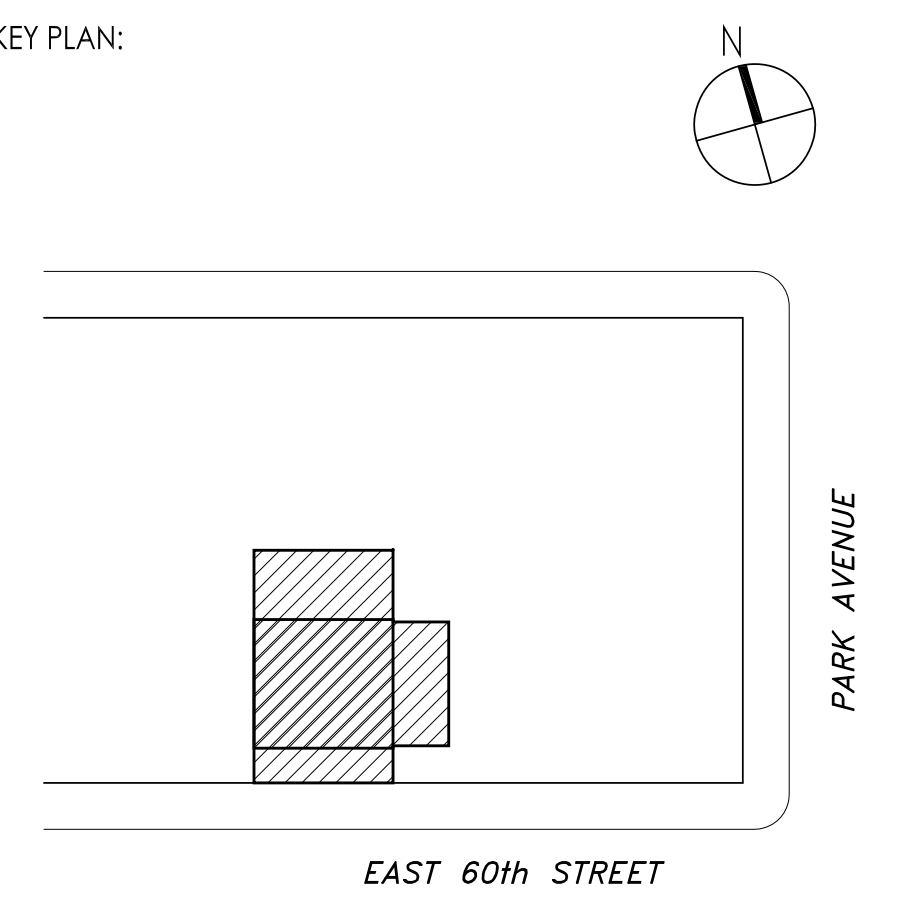
DEPARTMENT OF BUILDINGS APPLICATION NUMBER:
121 329 213

2 04-16-13 O.G.B. RESUBMITTAL
1 03-26-13 O.G.B. RESUBMITTAL
1 03-26-13 O.G.B. RESUBMITTAL

No: Date: Revision:

SCALE:

KEY PLAN:



PROJECT:
**45 East 60th Street
New York, NY**

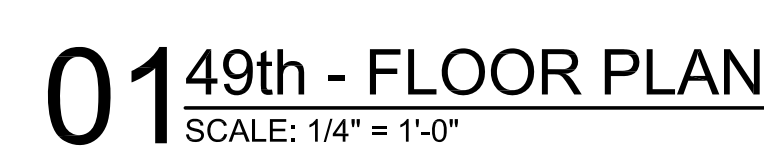
TITLE:
**48th FLOOR PLAN
(Upper Triplex)**

SEAL & SIGNATURE:



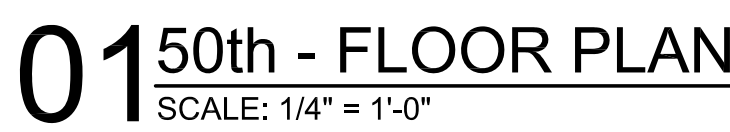
SCALE: AS NOTED
DATE: -
PROJECT No: 2012-33
FILE No: \DWG\SCD
DRAWN BY: -
CHECKED BY: -
DWG No: **A-121.00**

Damian Titus
Buildings
APPROVED
Under Directive 2 of 1975
Date/Time: Aug 28, 2013 - 6:35 PM
NYC Development Hub



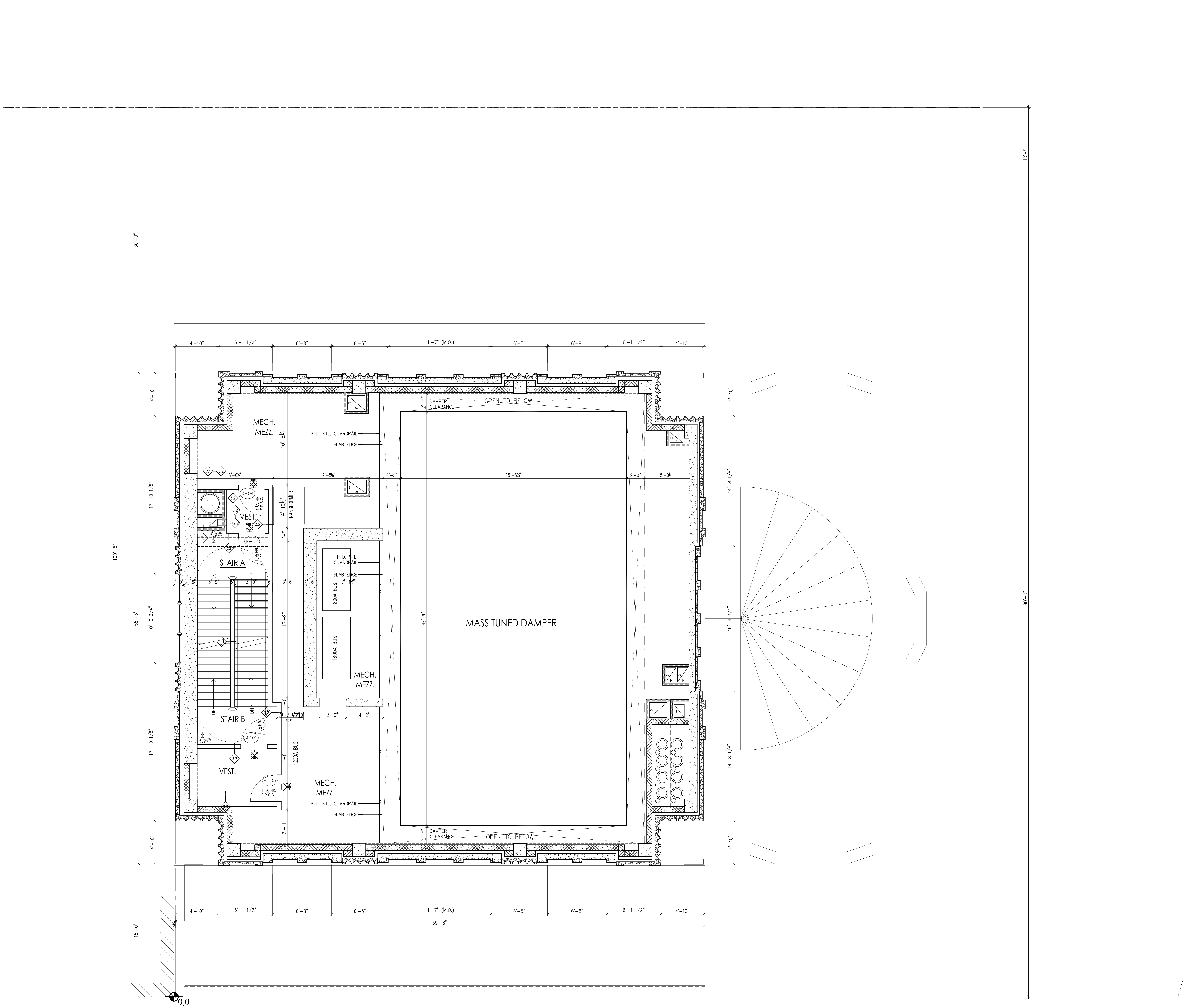
01 49th - FLOOR PLAN
SCALE: 1/4" = 1'-0"

63 OF 107



01 50th - FLOOR PLAN
SCALE: 1/4" = 1'-0"

NYC Development Hub



0151st - MECHANICAL MEZZANINE FLOOR PLAN
SCALE: 1/4" = 1'-0"

Damian Titus
Buildings
APPROVED
Under Directive 2 of 1975
Date/Time: Aug 28, 2013 - 6:36 PM
NYC Development Hub

SEAL & SIGNATURE:
DATE: -
PROJECT No: 2012-33
FILE No: \DWG\SCD
DRAWN BY: -
CHECKED BY: -
DWG No: AA-124.00

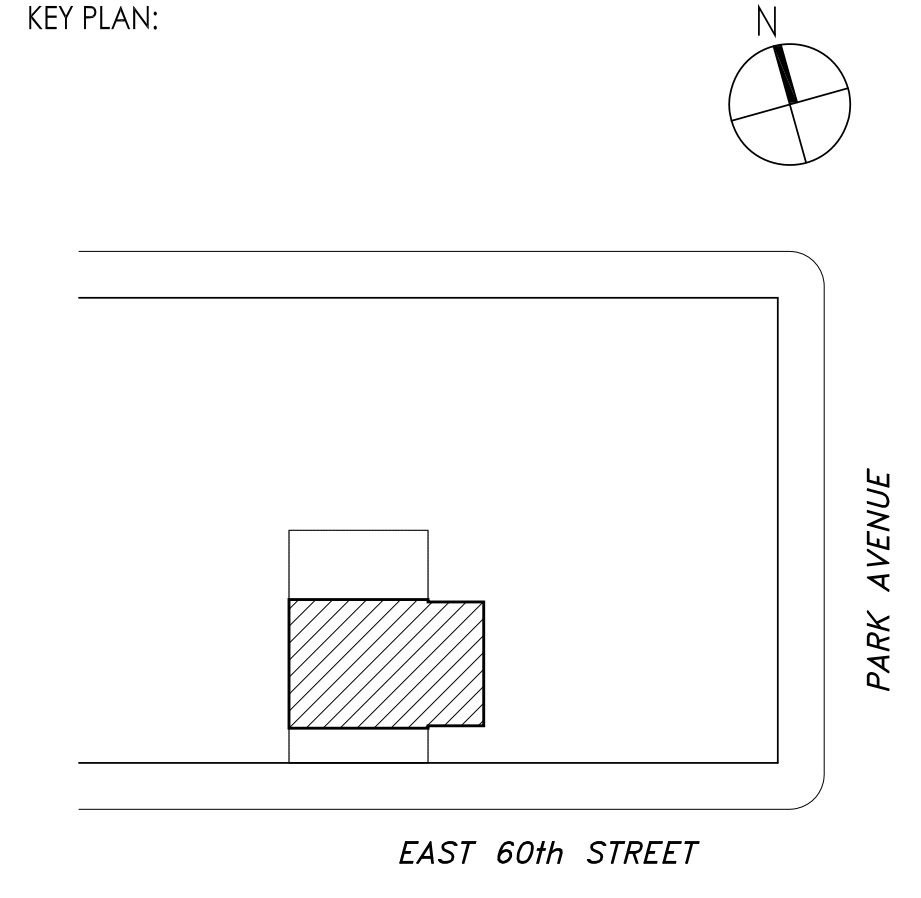
ARCHITECT OF RECORD:
SLCEArchitects
841 BROADWAY
NEW YORK, NY 10003
TEL: 212-979-8400
FAX: 212-979-8387

DESIGN ARCHITECT:
Robert A.M. Stern Architects
440 West 34th Street
NEW YORK, NY 10001
TEL: 212-967-5100
FAX: 212-967-5588

STRUCTURAL ENGINEER:
WSP CANTOR SEINUK
STRUCTURAL ENGINEERS
228 EAST 45th STREET
NEW YORK, NY 10017
TEL: 212-687-9888
FAX: 646-487-5501

MEP ENGINEER:
WSP • FLACK+KURTZ
512 Seventh Avenue
New York, NY 10018
212.532.9600 Main
WSPFK.com

		</

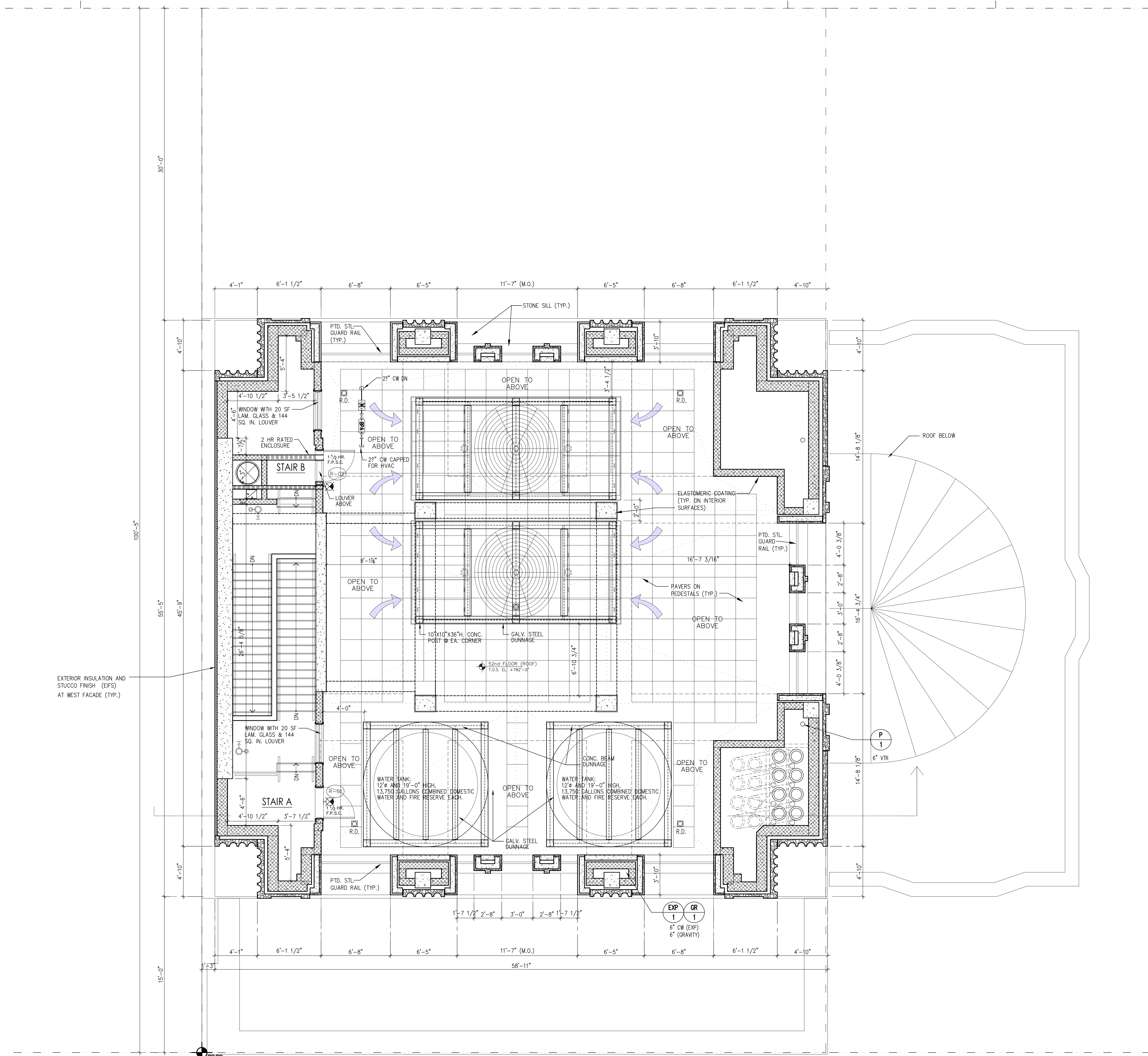


PROJECT:
45 East 60th Street
New York, NY

TITLE:
51st FLOOR PLAN
MECHANICAL



02 PARTIAL SECTION - MECHANICAL TERRACE OPEN TO THE SKY
SCALE: 3/32" = 1'-0"



01 52nd - MECHANICAL TERRACE PLAN OPEN TO THE SKY
SCALE: 1/4" = 1'-0"

NOTE:
ROOF TOP STRUCTURES EXCEED 33 1/3 % OF THE AREA OF THE ROOF OF THE BUILDING IN WHICH THEY ARE ERECTED.

ARCHITECT OF RECORD:
SLCE Architects
841 BROADWAY
NEW YORK, NY 10003
TEL: 212-979-8400
FAX: 212-979-8387

DESIGN ARCHITECT:
Robert A.M. Stern Architects
460 West 34th Street
NEW YORK, NY 10001
TEL: 212-967-5100
FAX: 212-967-5588

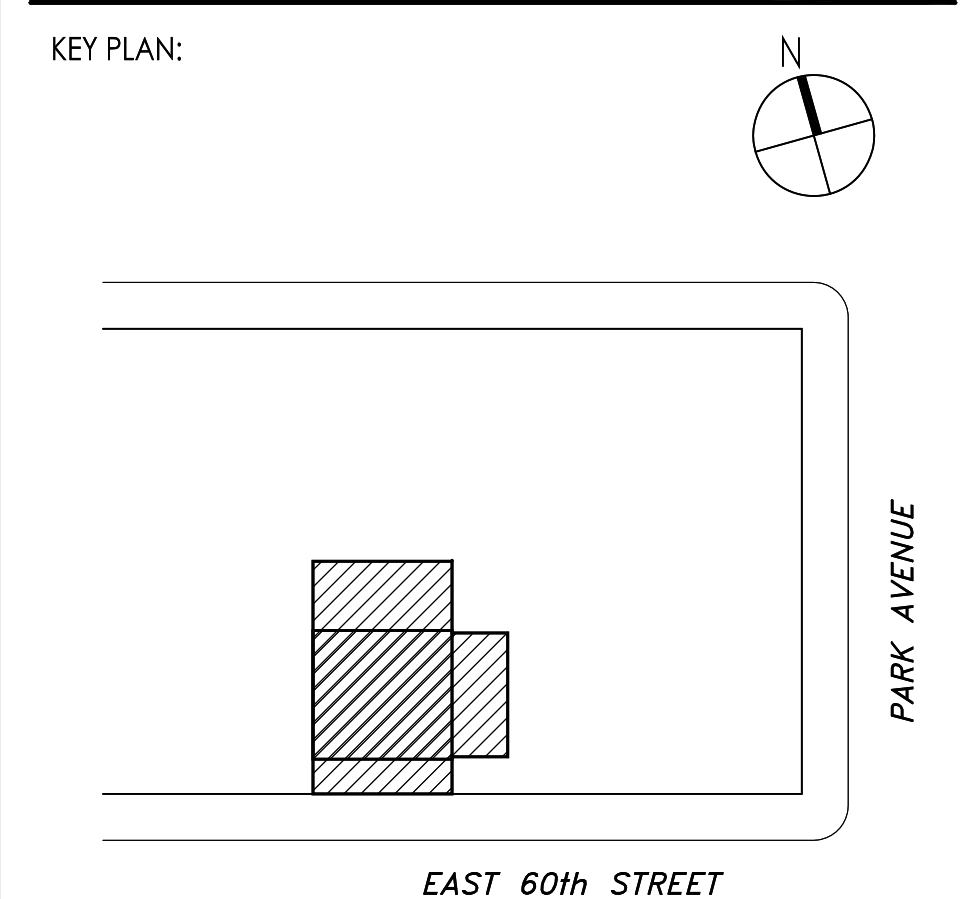
STRUCTURAL ENGINEER:
WSP CANTOR SEINUK
STRUCTURAL ENGINEERS
228 EAST 45th STREET
NEW YORK, NY 10017
TEL: 212-687-9888
FAX: 646-487-5501

MEP ENGINEER:
WSP FLACK+KURTZ
512 Seventh Avenue
New York, NY 10018
212-532-7600 Main
WSPFK.com

DEPARTMENT OF BUILDINGS APPLICATION NUMBER:
121 329 213

2	03-21-13	D.O.B. RE-SUBMITTAL
1	03-04-13	D.O.B. RE-SUBMITTAL
	12-03-12	D.O.B. SUBMITTAL
No: Date: Revision:		

SCALE:




PROJECT:
45 East 60th Street
New York, NY

TITLE:
52nd FLOOR PLAN MECHANICAL TERRACE OPEN TO THE SKY

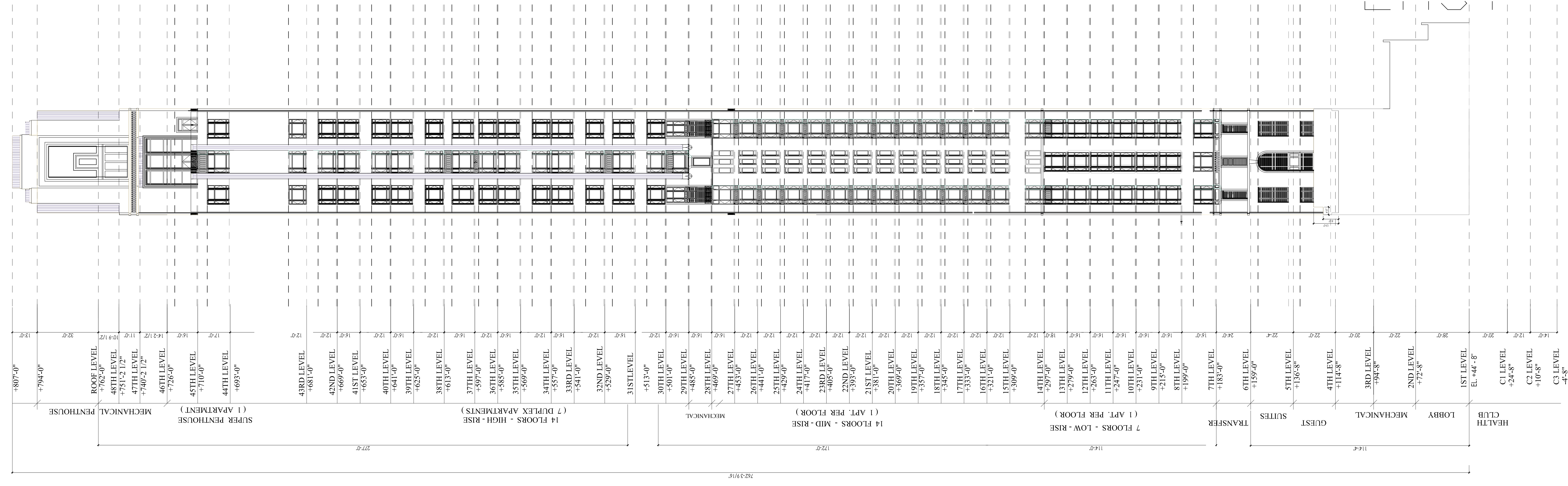
SEAL & SIGNATURE:

APPROVED
Under Directive 2 of 1975
Date/Time: Aug 28, 2013 - 6:36 PM
NYC Development Hub

SCALE: AS NOTED
DATE: -
PROJECT No: 2012-33
FILE No: \DWG\52CD
DRAWN BY: -
CHECKED BY: -
DWG No: **A-125.00**
1 of 107



01 BUILDING ELEVATION - SOUTH
SCALE: 1/8" = 1'-0"



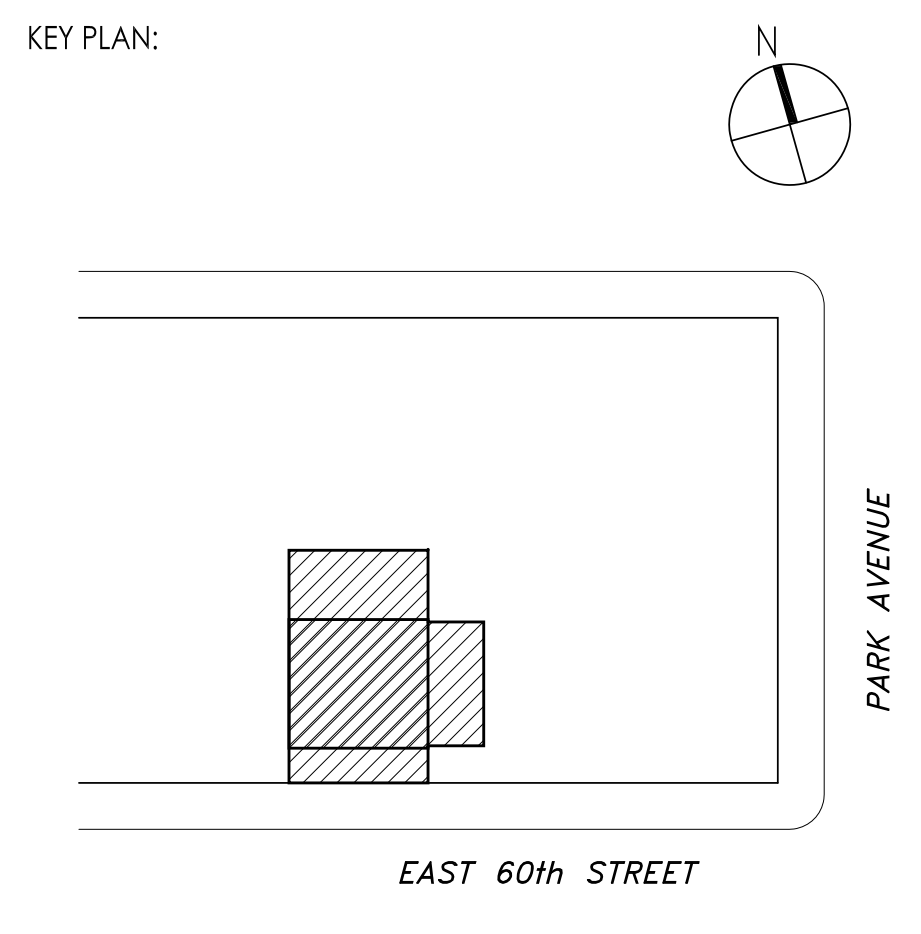
02 BUILDING ELEVATION - EAST
SCALE: 1/8" = 1'-0"

ARCHITECT OF RECORD:
SLCEArchitects
841 BROADWAY
NEW YORK, NY 10003
TEL: 212-979-5400
FAX: 212-979-8387

DESIGN ARCHITECT:
Robert A.M. Stern Architects
440 West 34th Street
NEW YORK, NY 10001
TEL: 212-967-5100
FAX: 212-967-5588

STRUCTURAL ENGINEER:
WSP CANTOR SEINUK
STRUCTURAL ENGINEERS
228 EAST 45th STREET
NEW YORK, NY 10017
TEL: 212-687-9888
FAX: 646-487-5501

MEP ENGINEER:
WSP • FLACK+KURTZ
512 Seventh Avenue
New York, NY 10018
212.532.9600 Main
WSPFK.com




PROJECT:
45 East 60th Street
New York, NY

TITLE:
SOUTH & EAST ELEVATIONS

SEAL & SIGNATURE:

APPROVED
Under Directive 2 of 1975
Date/Time: Aug 28, 2013 - 6:36 PM
NYC Development Hub
SCALE: AS NOTED
PROJECT No: 2012-33
FILE No: \DWG\SCD
DRAWN BY: -
CHECKED BY: -
DWG No: **AA-201**



02 BUILDING ELEVATION - WEST
SCALE: 1/8" = 1'-0"

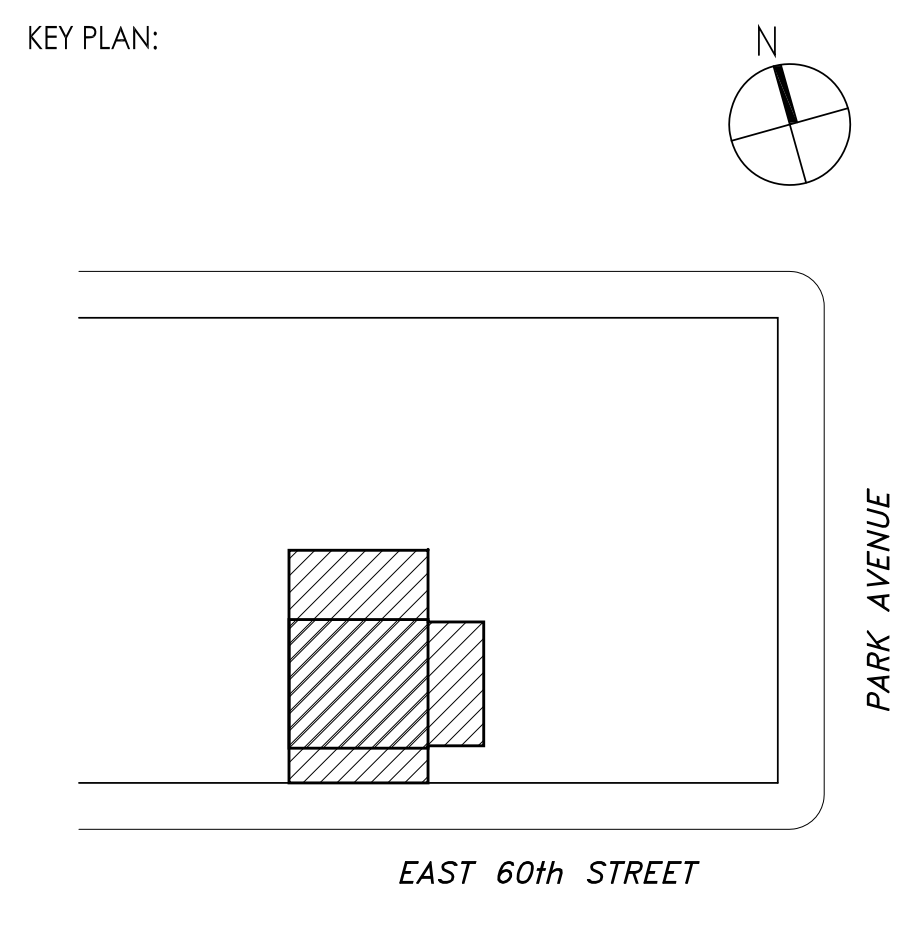
01 BUILDING ELEVATION - NORTH
SCALE: 1/8" = 1'-0"

ARCHITECT OF RECORD:
SLCEArchitects
841 BROADWAY
NEW YORK, NY 10003
TEL: 212-979-5400
FAX: 212-979-8387

DESIGN ARCHITECT:
Robert A.M. Stern Architects
440 West 34th Street
NEW YORK, NY 10001
TEL: 212-967-5100
FAX: 212-967-5588

STRUCTURAL ENGINEER:
WSP CANTOR SEINUK
STRUCTURAL ENGINEERS
228 EAST 45TH STREET
NEW YORK, NY 10017
TEL: 212-687-9888
FAX: 646-487-5501

MEP ENGINEER:
WSP • FLACK+KURTZ
512 Seventh Avenue
New York, NY 10018
212.532.9600 Main
WSPFK.com

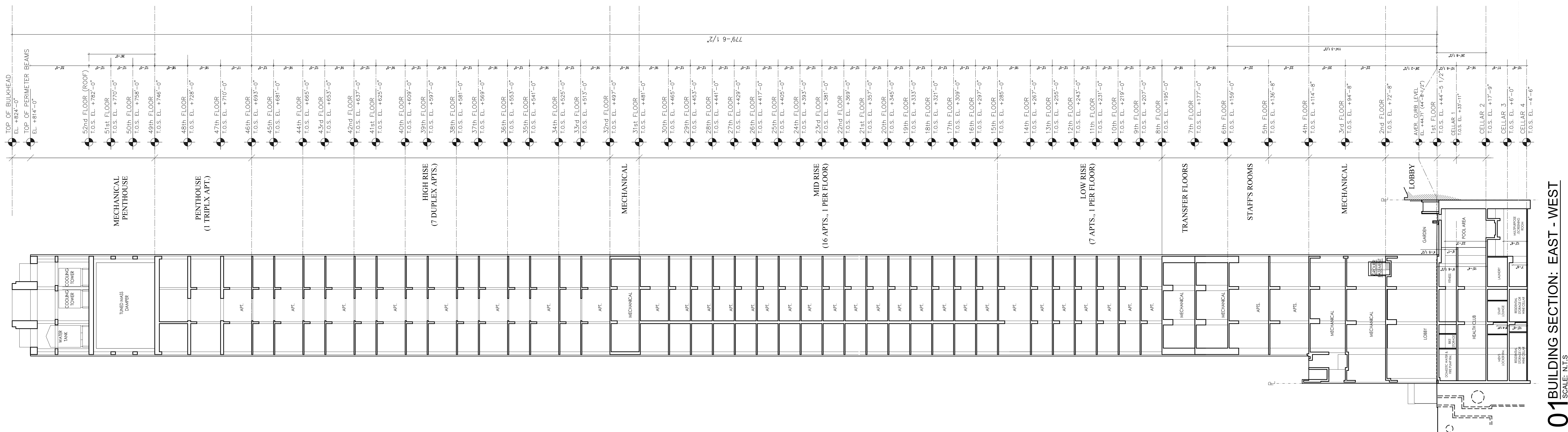
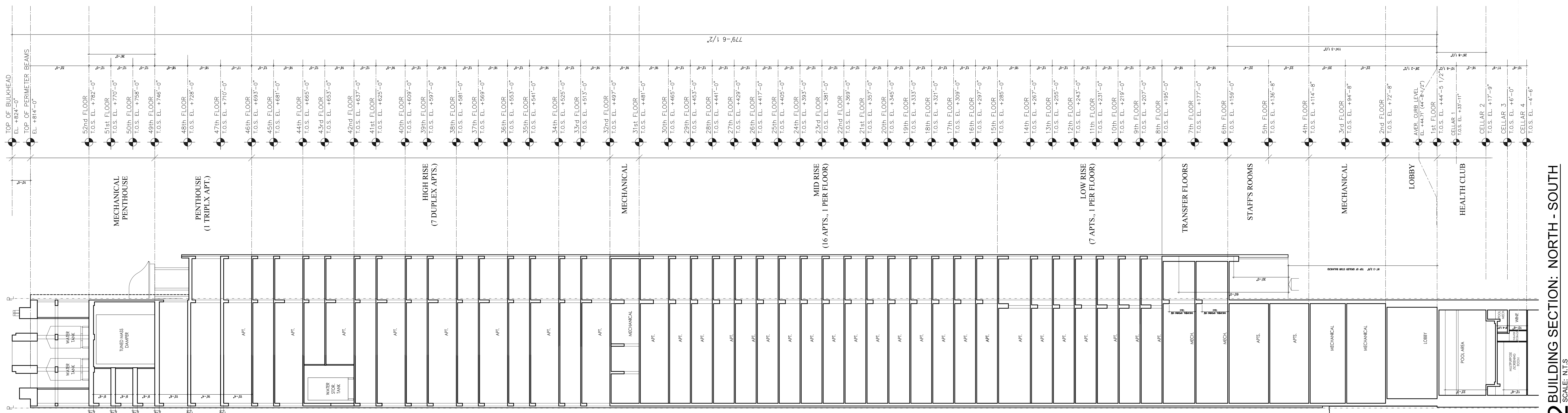


PROJECT:
45 East 60th Street
New York, NY

TITLE:
NORTH & WEST ELEVATIONS

SEAL & SIGNATURE:

APPROVED
Under Directive 2 of 1975
Date/Time: Aug 28, 2013 - 6:36 PM
NYC Development Hub
SCALE: AS NOTED
DATE: -
PROJECT No.: 2012-33
FILE No.: \DWGS\CD
DRAWN BY: -
CHECKED BY: -
DWG No.: **AA-202**
28 OF 102



ARCHITECT OF RECORD:
SLCE*Architects*
841 BROADWAY
NEW YORK, NY 10003
TEL: 212-979-8400
FAX: 212-979-8387

DESIGN ARCHITECT:

Robert A.M. Stern Architects
460 West 34th Street
NEW YORK, NY 10001
TEL: 212 967 5100
FAX: 212 967 5588

STRUCTURAL ENGINEER:

 **WSP CANTOR SEINUK**
STRUCTURAL ENGINEERS

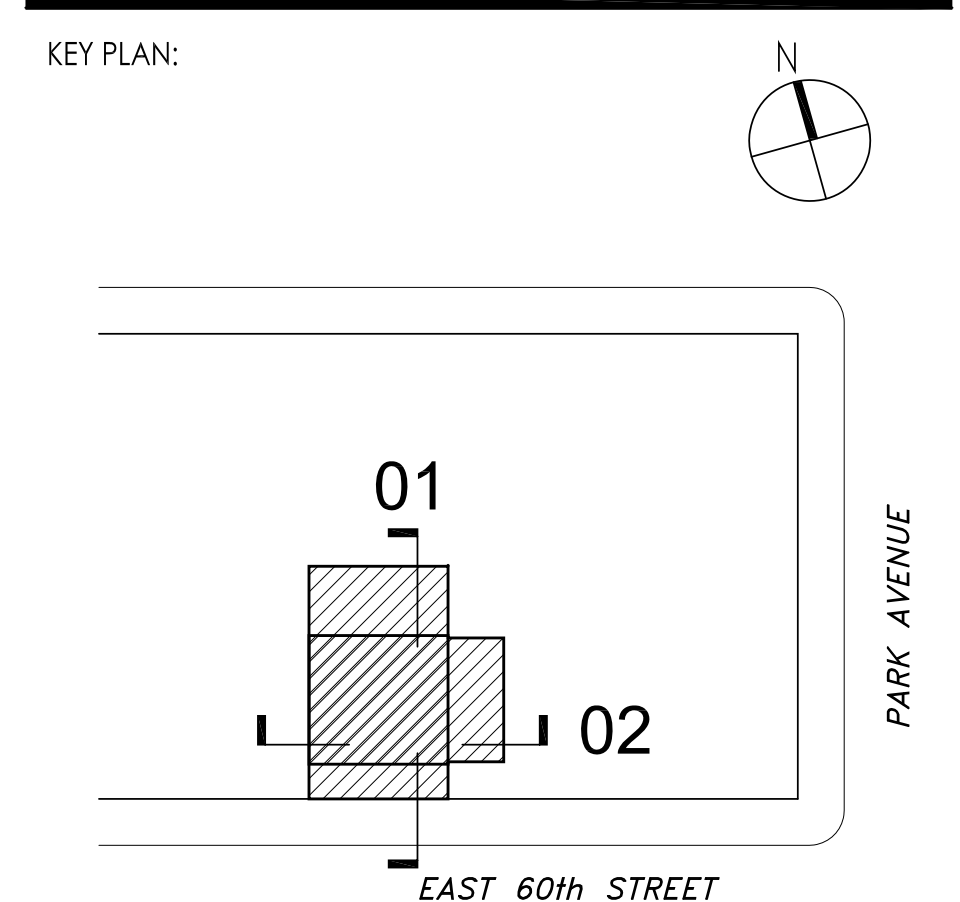
228 EAST 45th STREET
NEW YORK, NY 10017
TEL: 212-687-9888
FAX: 646-487-5501

MEP ENGINEER:
WSP • FLACK+KURTZ
512 Seventh Avenue
New York, NY 10018
212.532.9600 Main
WSPFK.com

DEPARTMENT OF BUILDINGS APPLICATION NUMBER
121 329 213

1	04-11-13	D.O.B RE-SUBMITTAL
	12-03-12	D.O.B. SUBMITTAL
No:	Date:	Revision:


SCALE:



PROJECT:
45 East 60th Street
New York, NY

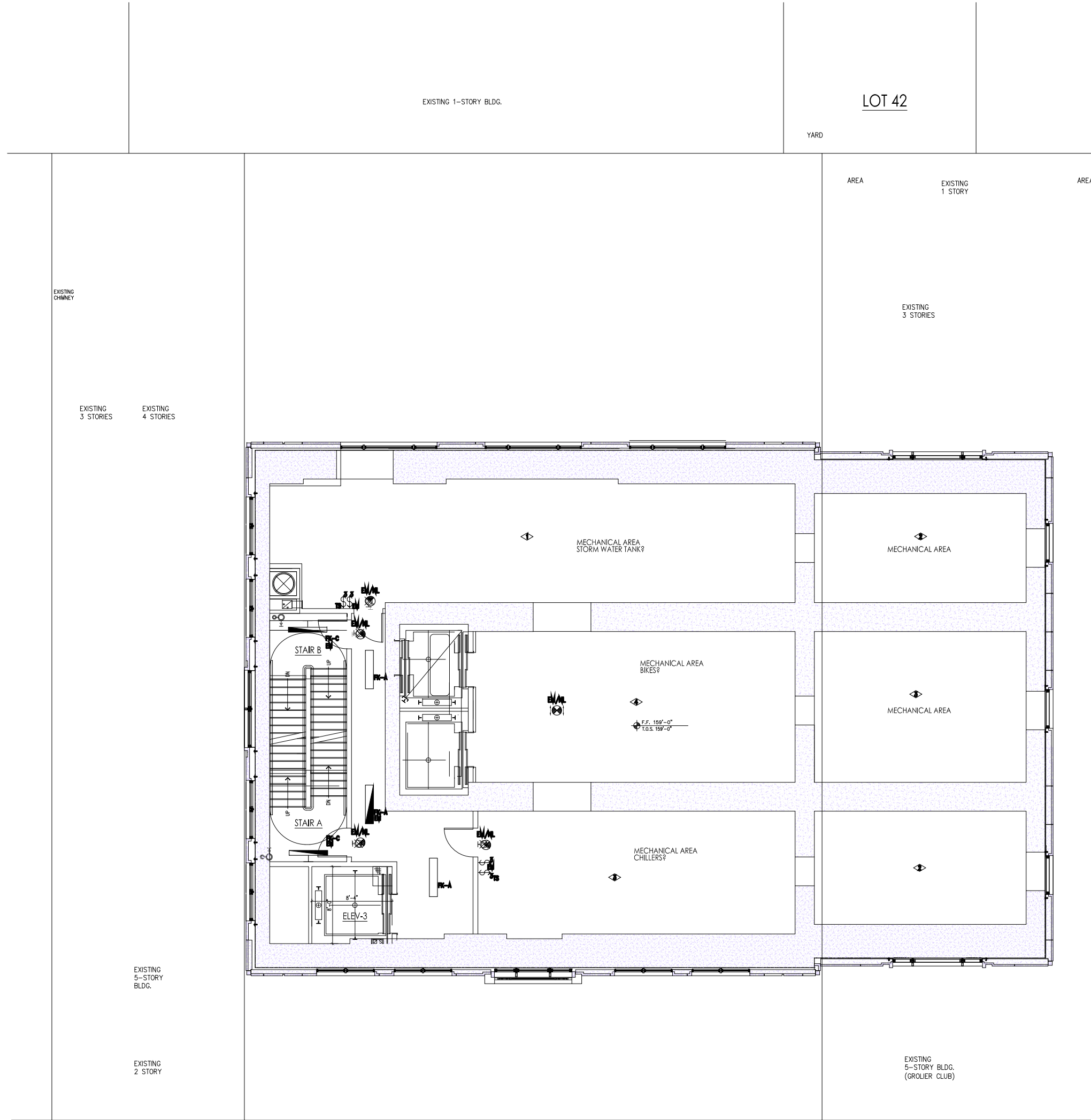
TITLE:

BUILDING SECTIONS

SEAL & SIGNATURE:	SCALE:	AS NOTED
	DATE:	-
	PROJECT No:	2012-33
	FILE No:	\DWGS\CD
	DRAWN BY:	-
	CHECKED BY:	-
	DWG No:	

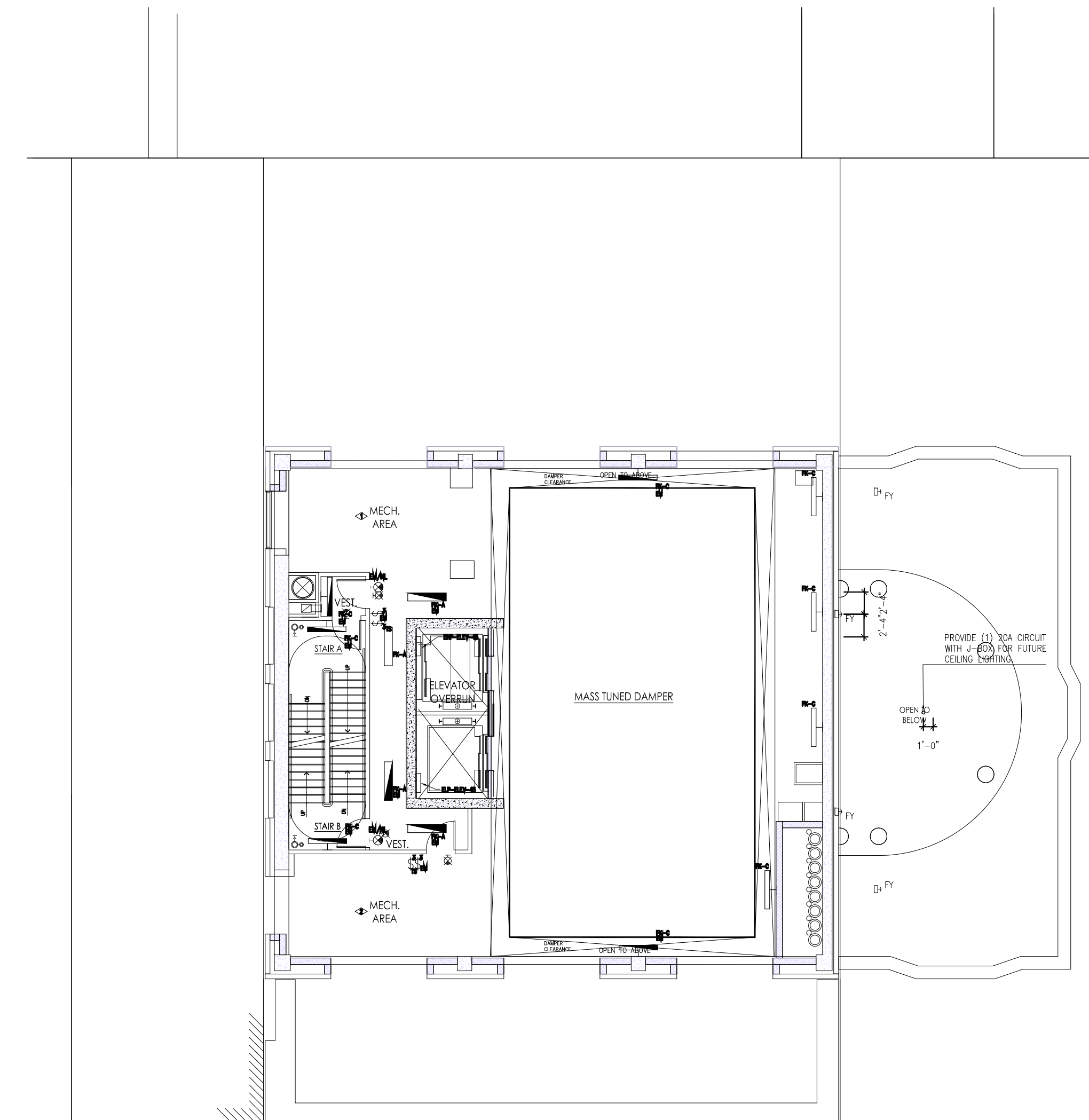
BUILDINGS CONSTRUCTED IN ACCORDANCE WITH SECTION 403
 AND HAVING FLOORS USED FOR HUMAN OCCUPANCY LOCATED
 MORE THAN 75 FEET ABOVE THE GROUND LEVEL SHALL BE PROVIDED WITH
 DEPARTMENT VEHICLE ACCESS SHALL BE PROVIDED WITH
 AUTOMATIC FIRE DETECTION CONNECTED TO AN AUTOMATIC
 FIRE ALARM SYSTEM IN ACCORDANCE WITH SECTION 403.2.2.2
 AND AN EMERGENCY VOICE ALARM SYSTEM IN ACCORDANCE WITH SECTION 403.2.2.2.2

Date: Time: Aug 28, 2013 - 6:36 PM
 NYC Development Hub



1 7TH FLOOR
3/32"=1'-0"

EL-311.00

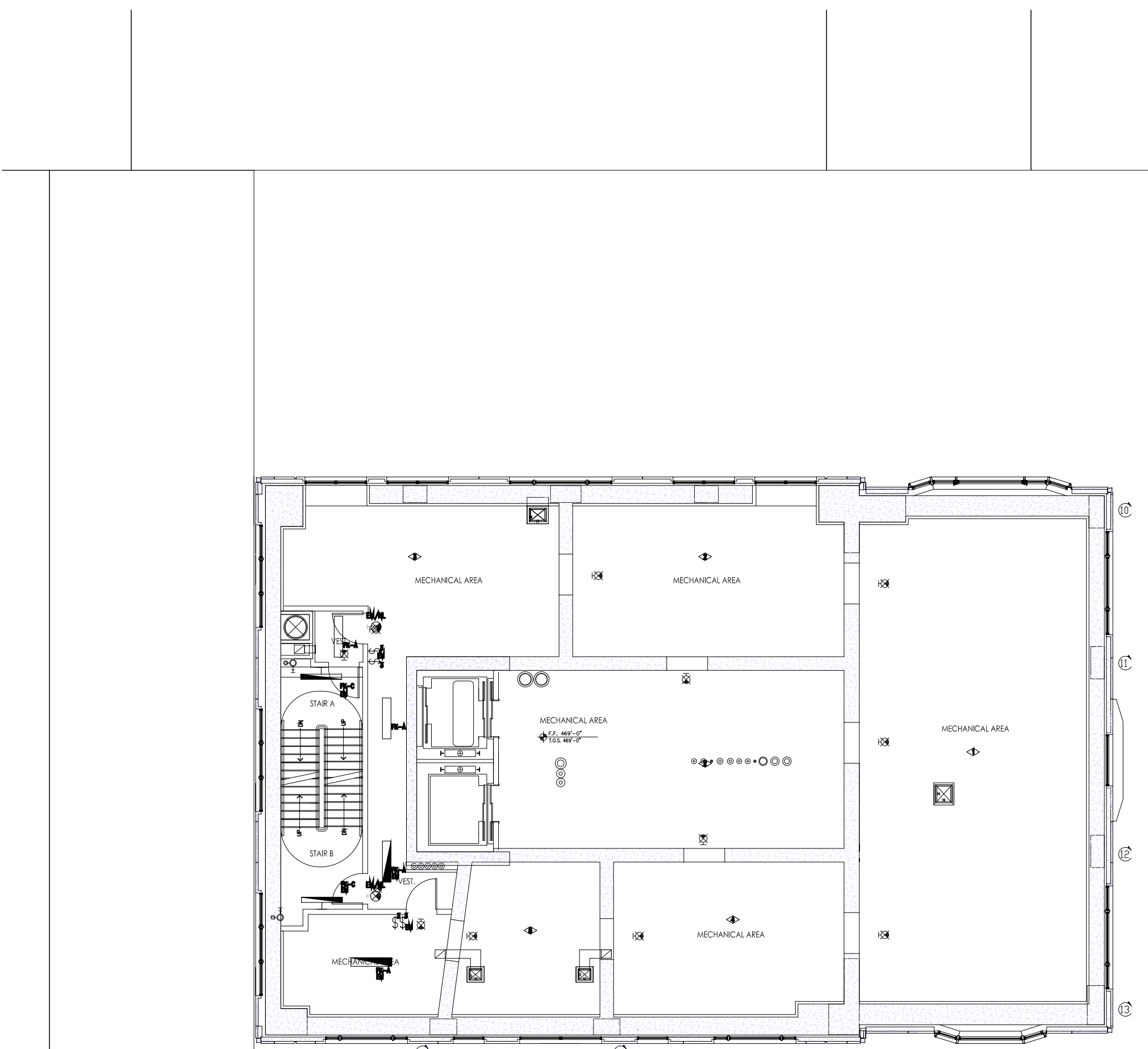


3 49TH FLOOR
3/32"=1'-0"

EL-320.00

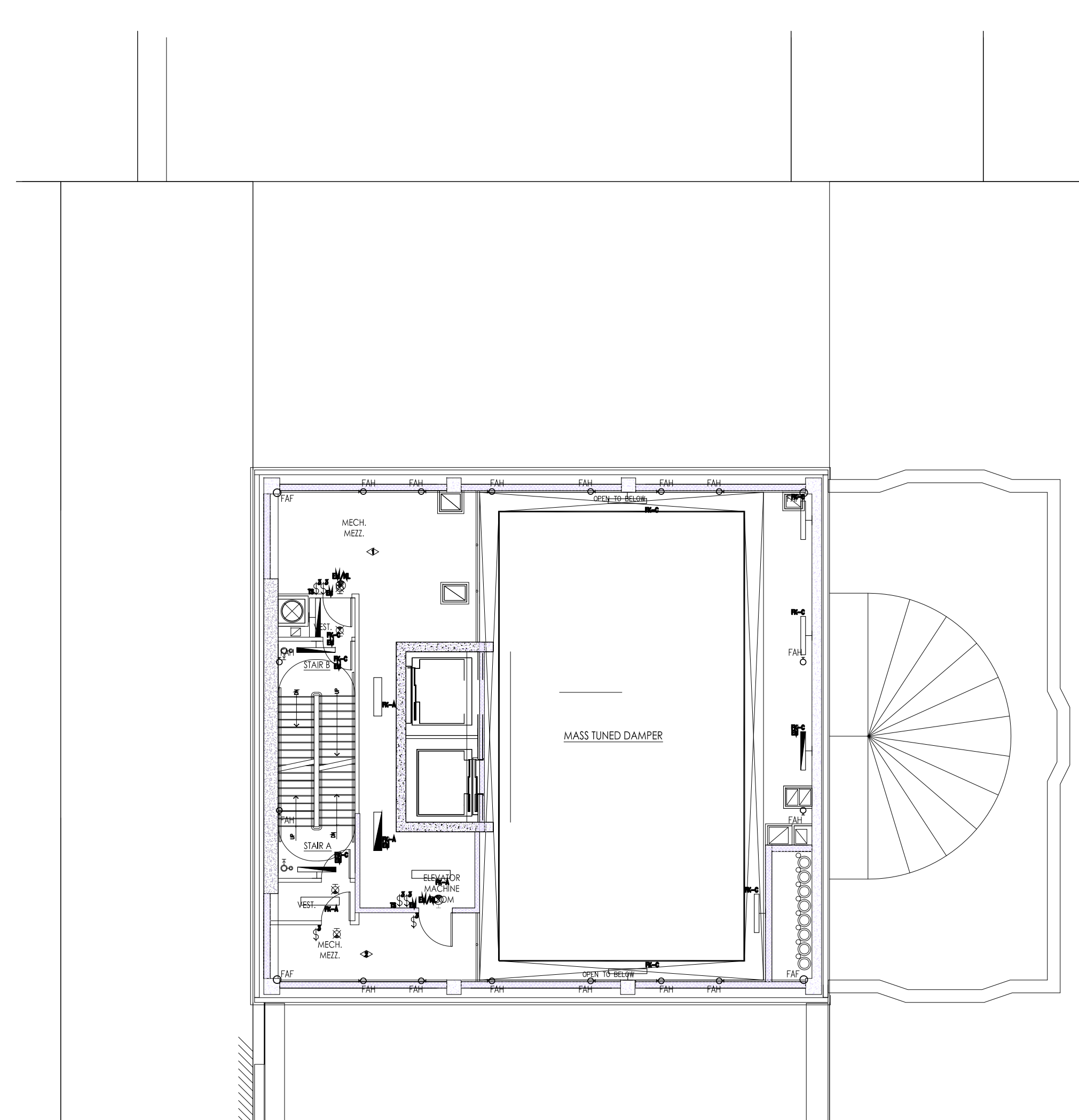
CODED NOTES:

- ① PROVIDE (5) TYPE FK-A FIXTURES IN THIS AREA. INSTALL AFTER ALL MECHANICAL EQUIPMENT IS IN PLACE. INSTALL TO PROVIDE EVEN ILLUMINATION WITH EXACT LOCATIONS TO BE DETERMINED IN THE FIELD. INSTALL TO CLEAR ALL PIPING, DUCTWORK, AND OTHER OBSTRUCTIONS. CONNECT (2) FIXTURES TO EMERGENCY CIRCUIT.
- ② PROVIDE (2) TYPE FK-A FIXTURES IN THIS AREA. INSTALL AFTER ALL MECHANICAL EQUIPMENT IS IN PLACE. INSTALL TO PROVIDE EVEN ILLUMINATION WITH EXACT LOCATIONS TO BE DETERMINED IN THE FIELD. INSTALL TO CLEAR ALL PIPING, DUCTWORK, AND OTHER OBSTRUCTIONS. CONNECT (4) FIXTURES TO EMERGENCY CIRCUIT.
- ③ PROVIDE (4) TYPE FK-A FIXTURES IN THIS AREA. INSTALL AFTER ALL MECHANICAL EQUIPMENT IS IN PLACE. INSTALL TO PROVIDE EVEN ILLUMINATION WITH EXACT LOCATIONS TO BE DETERMINED IN THE FIELD. INSTALL TO CLEAR ALL PIPING, DUCTWORK, AND OTHER OBSTRUCTIONS. CONNECT (1) FIXTURES TO EMERGENCY CIRCUIT.
- ④ PROVIDE (6) TYPE FK-A FIXTURES IN THIS AREA. INSTALL AFTER ALL MECHANICAL EQUIPMENT IS IN PLACE. INSTALL TO PROVIDE EVEN ILLUMINATION WITH EXACT LOCATIONS TO BE DETERMINED IN THE FIELD. INSTALL TO CLEAR ALL PIPING, DUCTWORK, AND OTHER OBSTRUCTIONS. CONNECT (2) FIXTURES TO EMERGENCY CIRCUIT.



2 31ST FLOOR
3/32"=1'-0"

EL-314.00



4 50TH FLOOR
3/32"=1'-0"

EL-321.00

CODED NOTES:

- ① PROVIDE (14) TYPE FK-A FIXTURES IN THIS AREA. INSTALL AFTER ALL MECHANICAL EQUIPMENT IS IN PLACE. INSTALL TO PROVIDE EVEN ILLUMINATION WITH EXACT LOCATIONS TO BE DETERMINED IN THE FIELD. INSTALL TO CLEAR ALL PIPING, DUCTWORK, AND OTHER OBSTRUCTIONS. CONNECT (4) FIXTURES TO EMERGENCY CIRCUIT.
- ② PROVIDE (8) TYPE FK-A FIXTURES IN THIS AREA. INSTALL AFTER ALL MECHANICAL EQUIPMENT IS IN PLACE. INSTALL TO PROVIDE EVEN ILLUMINATION WITH EXACT LOCATIONS TO BE DETERMINED IN THE FIELD. INSTALL TO CLEAR ALL PIPING, DUCTWORK, AND OTHER OBSTRUCTIONS. CONNECT (4) FIXTURES TO EMERGENCY CIRCUIT.
- ③ PROVIDE (5) TYPE FK-A FIXTURES IN THIS AREA. INSTALL AFTER ALL MECHANICAL EQUIPMENT IS IN PLACE. INSTALL TO PROVIDE EVEN ILLUMINATION WITH EXACT LOCATIONS TO BE DETERMINED IN THE FIELD. INSTALL TO CLEAR ALL PIPING, DUCTWORK, AND OTHER OBSTRUCTIONS. CONNECT (1) FIXTURES TO EMERGENCY CIRCUIT.
- ④ PROVIDE (4) TYPE FK-A FIXTURES IN THIS AREA. INSTALL AFTER ALL MECHANICAL EQUIPMENT IS IN PLACE. INSTALL TO PROVIDE EVEN ILLUMINATION WITH EXACT LOCATIONS TO BE DETERMINED IN THE FIELD. INSTALL TO CLEAR ALL PIPING, DUCTWORK, AND OTHER OBSTRUCTIONS. CONNECT (1) FIXTURES TO EMERGENCY CIRCUIT.
- ⑤ PROVIDE (2) TYPE FK-A FIXTURES IN THIS AREA. INSTALL AFTER ALL MECHANICAL EQUIPMENT IS IN PLACE. INSTALL TO PROVIDE EVEN ILLUMINATION WITH EXACT LOCATIONS TO BE DETERMINED IN THE FIELD. INSTALL TO CLEAR ALL PIPING, DUCTWORK, AND OTHER OBSTRUCTIONS. CONNECT (1) FIXTURES TO EMERGENCY CIRCUIT.

CODED NOTES:

- ① PROVIDE (4) TYPE FK-A FIXTURES IN THIS AREA. INSTALL AFTER ALL MECHANICAL EQUIPMENT IS IN PLACE. INSTALL TO PROVIDE EVEN ILLUMINATION WITH EXACT LOCATIONS TO BE DETERMINED IN THE FIELD. INSTALL TO CLEAR ALL PIPING, DUCTWORK, AND OTHER OBSTRUCTIONS. CONNECT (1) FIXTURES TO EMERGENCY CIRCUIT.
- ② PROVIDE (2) TYPE FK-A FIXTURES IN THIS AREA. INSTALL AFTER ALL MECHANICAL EQUIPMENT IS IN PLACE. INSTALL TO PROVIDE EVEN ILLUMINATION WITH EXACT LOCATIONS TO BE DETERMINED IN THE FIELD. INSTALL TO CLEAR ALL PIPING, DUCTWORK, AND OTHER OBSTRUCTIONS. CONNECT (1) FIXTURES TO EMERGENCY CIRCUIT.

ARCHITECT OF RECORD:

SLCEArchitects
841 BROADWAY
NEW YORK, NY 10003
TEL: 212-979-5400
FAX: 212-979-8387

DESIGN ARCHITECT:

Robert A.M. Stern Architects

460 West 34th Street
NEW YORK, NY 10001
TEL: 212-967-5100
FAX: 212-967-5588

STRUCTURAL ENGINEER:

WSP CANTOR SEINUK
STRUCTURAL ENGINEERS
228 EAST 45th STREET
NEW YORK, NY 10017
TEL: 212-687-9888
FAX: 646-487-5501

MEP ENGINEER:

WSP • FLACK+KURTZ

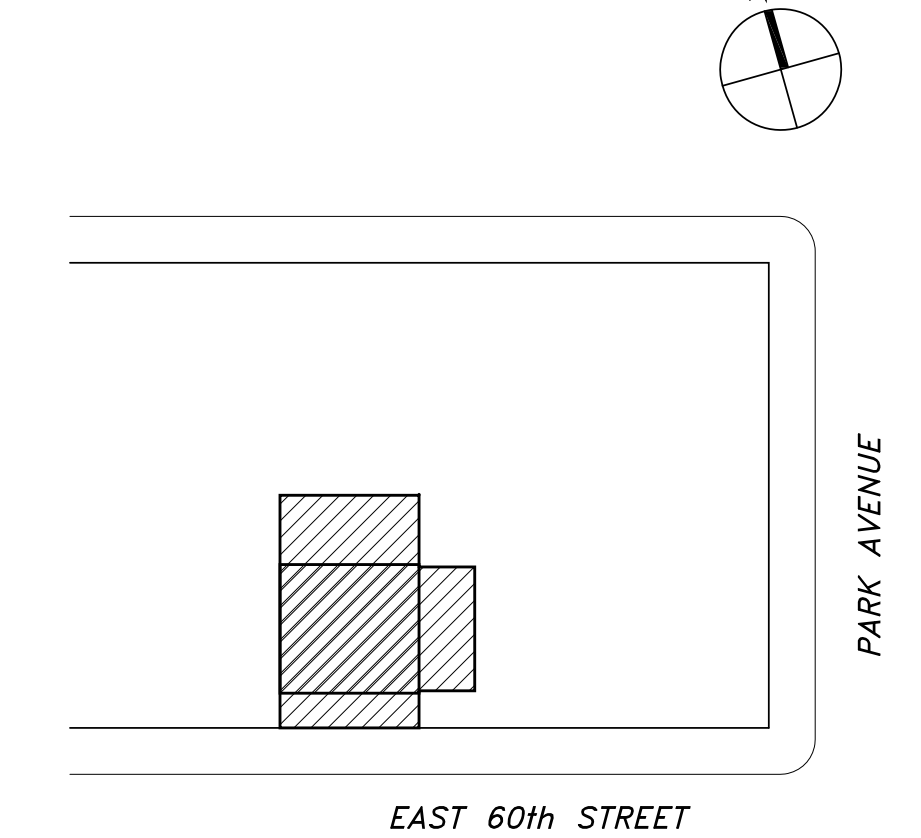
512 Seventh Avenue
New York, NY 10018
212.532.9600 Main
WSPFK.com

DEPARTMENT OF BUILDINGS APPLICATION NUMBER:

121 329 213

SCALE:

KEY PLAN:



PROJECT:

**45 East 60th Street
New York, NY**

TITLE:

LIGHTING PLANS

SEAL & SIGNATURE:



SCALE: NOTED


DATE: -
PROJECT No: 2012-33
FILE No: \DWG\SCD
DRAWN BY: -
CHECKED BY: -
DWG No: EN-007.00



DESIGN ARCHITECT:


Robert A.M. Stern Architects
460 West 34th Street
NEW YORK, NY 10001
TEL: 212 967 5100
FAX: 212 967 5588

STRUCTURAL ENGINEER:

 WSP CANTOR SEINUK
STRUCTURAL ENGINEERS


228 EAST 45th STREET
NEW YORK, NY 10017
TEL: 212-687-9888
FAX: 646-487-5501

MEP ENGINEER:

 **WSP • FLACK+KURTZ**

512 Seventh Avenue
New York, NY 10018
212.532.9600 Main
WSPFK.com


DEPARTMENT OF BUILDINGS APPLICATION NUMBER:
121 329 213

04	04-11-13	DOB SUBMITTAL
03	04-03-13	DOB SUBMITTAL
02	02-25-13	 DOB SUBMITTAL
	12-03-12	D.O.B. SUBMITTAL
No:	Date:	Revision:

SCALE:

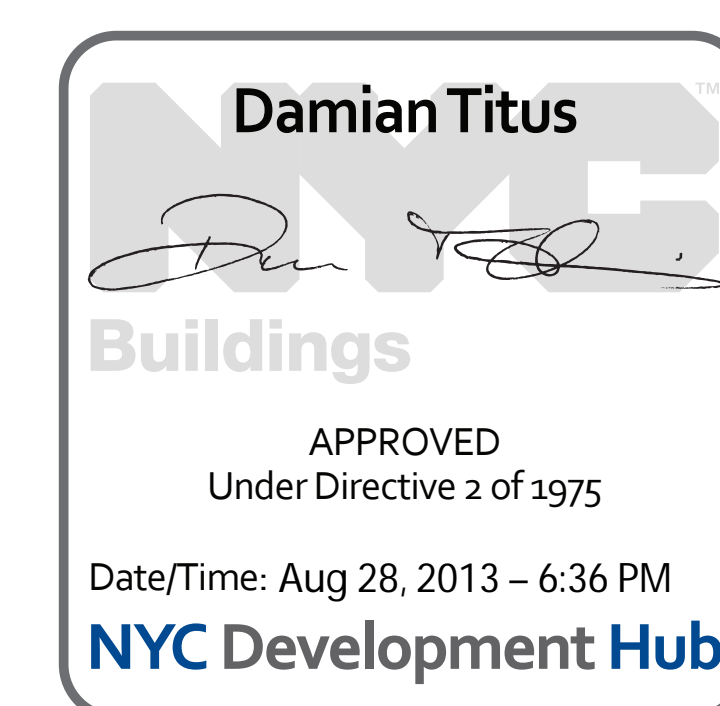
PROJECT:
45 East 60th Street
New York, NY

TITLE: LIGHTING PLANS

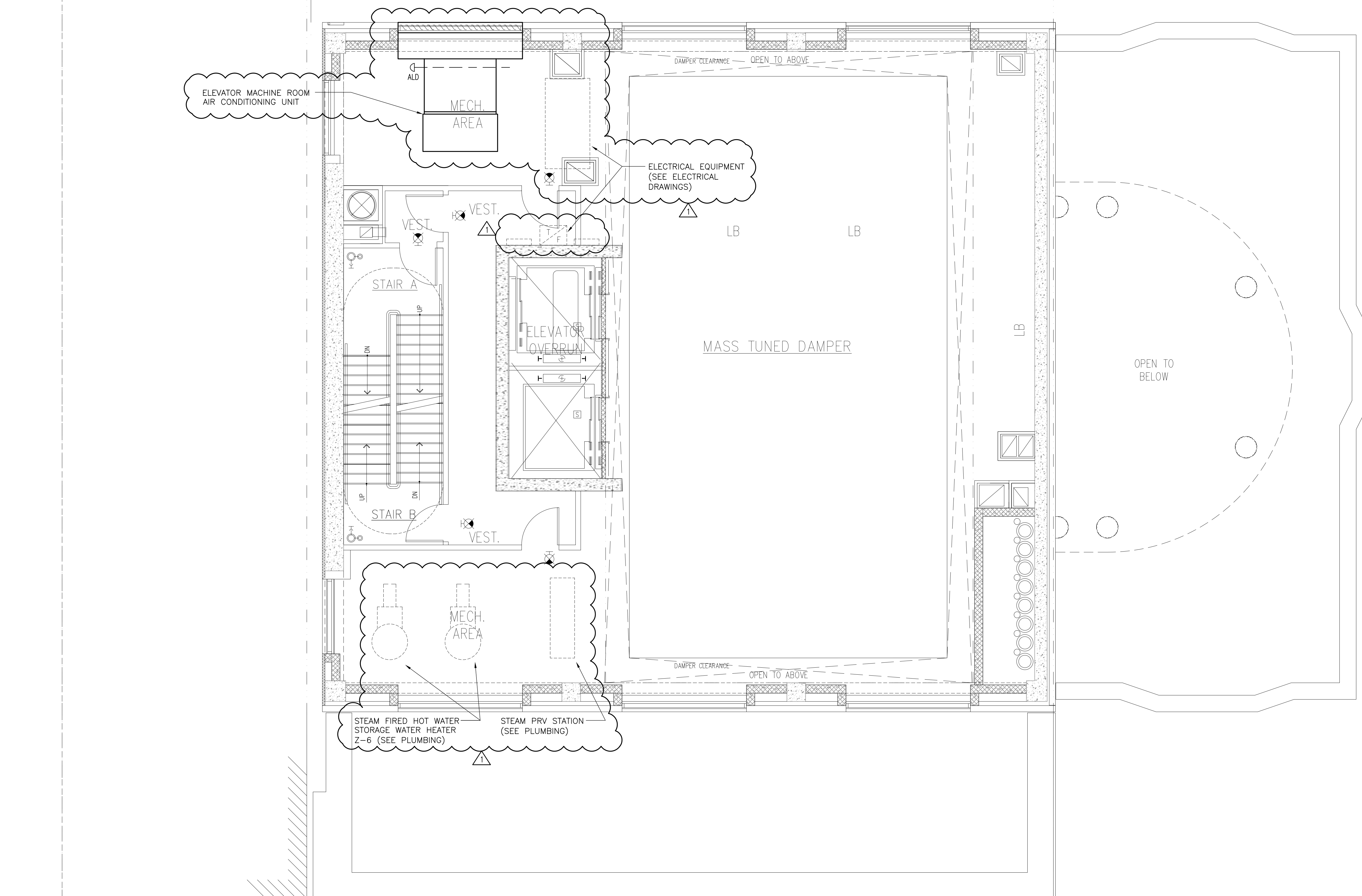
SEAL & SIGNATURE:	SCALE:	AS NOTED
	DATE:	-
	PROJECT No:	2012-33
	FILE No:	\\DWGS\CD
	DRAWN BY:	-
	CHECKED BY:	-
DWG No:	EN-008.00	

DWG No:
EN-008.00

OF 107



SEAL & SIGNATURE:	SCALE:	1/4"=1'-0"
	DATE:	
	PROJECT No:	2008063
	FILE No:	
	DRAWN BY:	I.P.
	CHECKED BY:	C.K.
DWG No:		
EL-322.00		



01MECHANICAL 49TH FLOOR PLAN
SCALE: 1/4" = 1'-0"

EAST 60th STREET

Damian Titus
Buildings
APPROVED
Under Directive 2 of 1975
Date/Time: Aug 28, 2013 - 6:37 PM
NYC Development Hub

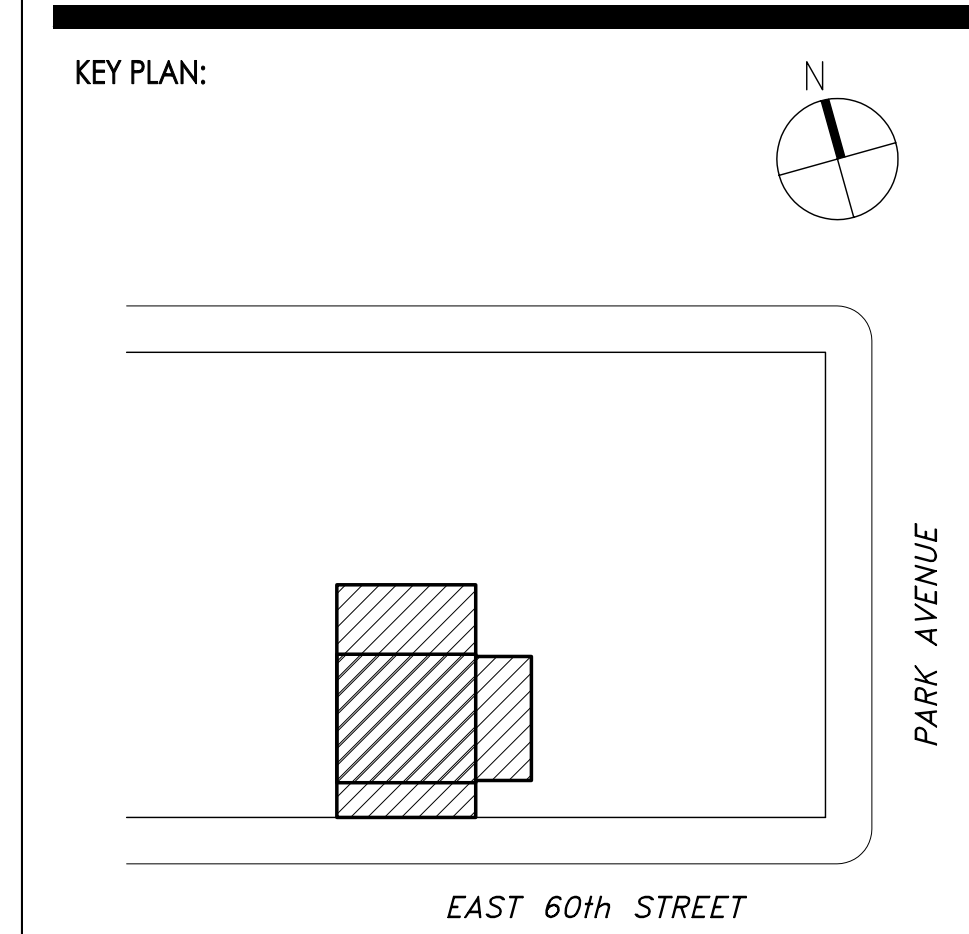
ARCHITECT OF RECORD:
SLCEArchitects
841 BROADWAY
NEW YORK, NY 10003
TEL: 212-979-8400
FAX: 212-979-8387

DESIGN ARCHITECT:
Robert A.M. Stern Architects
460 West 34th Street
NEW YORK, NY 10001
TEL: 212-967-5100
FAX: 212-967-5588

STRUCTURAL ENGINEER:
WSP CANTOR SEINUK
STRUCTURAL ENGINEERS
228 EAST 45th STREET
NEW YORK, NY 10017
TEL: 212-687-9886
FAX: 646-467-5501

MEP ENGINEER:
WSP • FLACK+KURTZ
512 Seventh Avenue
New York, NY 10018
212.532.9600 Main
WSPFK.com

02	02-28-13	FOR SUBMITTAL
01	10-28-12	FOR SUBMITTAL
No:	Date:	Revision:
SCALE:		




PROJECT:
**43 East 60th Street
New York, NY**


TITLE:
**MECHANICAL
49TH FLOOR PLAN**

SEAL & SIGNATURE:

DATE: 02-28-2013
PROJECT No: 2012-33
FILE No: \DWG\SCD
DRAWN BY: I.P.
CHECKED BY: C.K.
DWG No: **M-324.00**



Damian Titus



Buildings

APPROVED
Under Directive 2 of 1975

Date/Time: Aug 28, 2013 – 6:37 PM


NYC Development Hub

MEP ENGINEER:

 **WSP • FLACK+KURTZ**

512 Seventh Avenue
New York, NY 10018
212.532.9600 Main
WSPFK.com

SEAL & SIGNATURE:



SCALE: 1/4"=1'-0"

DATE: 02.25.2013

PROJECT No: 2012-33

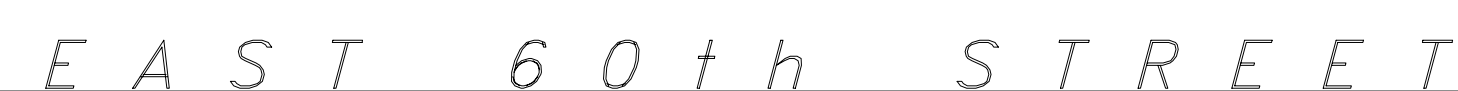
FILE No: \DWG5\CD

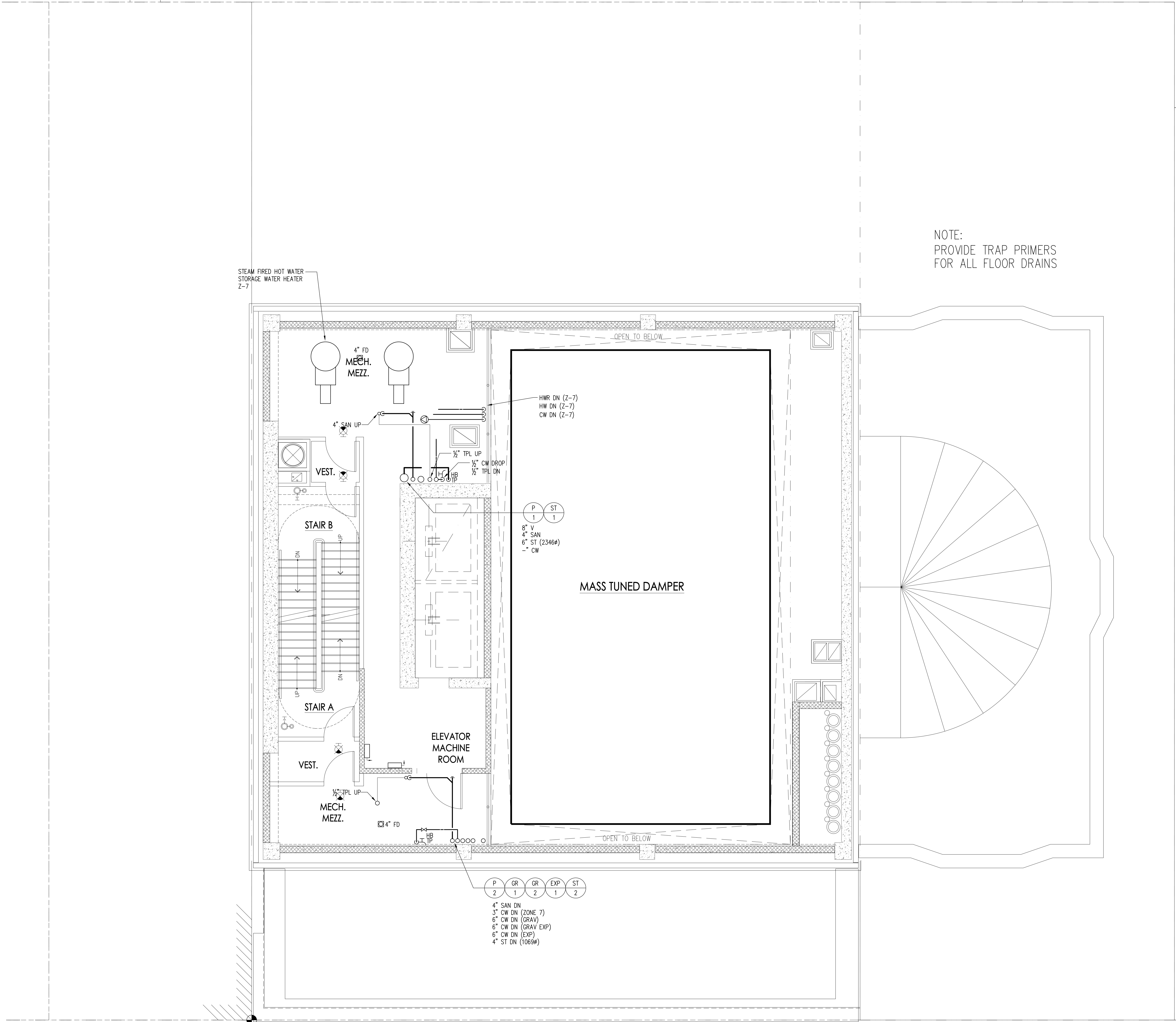
DRAWN BY: I.P.

CHECKED BY: C.K.

DWG No:

M-326.00





NOTE:
PROVIDE TRAP PRIMERS
FOR ALL FLOOR DRAINS

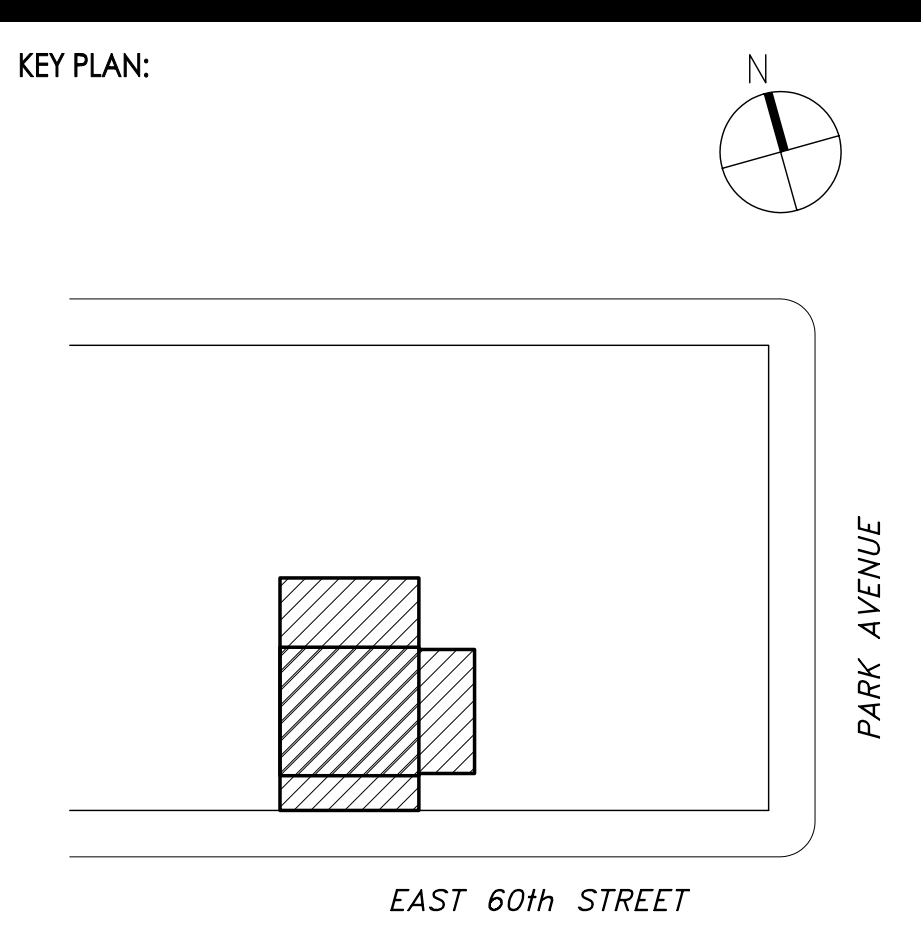
ARCHITECT OF RECORD:
SLCEArchitects
841 BROADWAY
NEW YORK, NY 10003
TEL: 212-979-8400
FAX: 212-979-8387

DESIGN ARCHITECT:
Robert A.M. Stern Architects
460 West 34th Street
NEW YORK, NY 10001
TEL: 212-967-5100
FAX: 212-967-5588

STRUCTURAL ENGINEER:
WSP CANTOR SEINUK
STRUCTURAL ENGINEERS
228 EAST 45th STREET
NEW YORK, NY 10017
TEL: 212-687-9886
FAX: 646-467-5501

MEP ENGINEER:
WSP • FLACK+KURTZ
512 Seventh Avenue
New York, NY 10018
212.532.9600 Main
WSPFK.com

01	12-09-12	DOB SUBMITTAL
No.	Date	Revision
SCALE:		



PROJECT:
**43 East 60th Street
New York, NY**

TITLE:
**PLUMBING
50TH MECHANICAL
FLOOR PLAN**

SEAL & SIGNATURE:

SCALE: 1/4"=1'-0"
DATE: 12/03/2012
PROJECT No: 2012.33
FILE No: \DWGS\CD
DRAWN BY: V.T.
CHECKED BY: L.D.
DWG No: **P-321.00**

Damian Titus

Buildings

APPROVED
Under Directive 2 of 1975

Date/Time: Aug 28, 2013 - 6:37 PM

NYC Development Hub

EAST 60th STREET



ARCHITECT OF RECORD:

SLCEArchitects

841 BROADWAY
NEW YORK, NY 10003
TEL: 212-979-8400
FAX: 212-979-8387

DESIGN ARCHITECT:

Robert A.M. Stern Architects

460 West 34th Street
NEW YORK, NY 10001
TEL: 212-967-5100
FAX: 212-967-5588

STRUCTURAL ENGINEER:

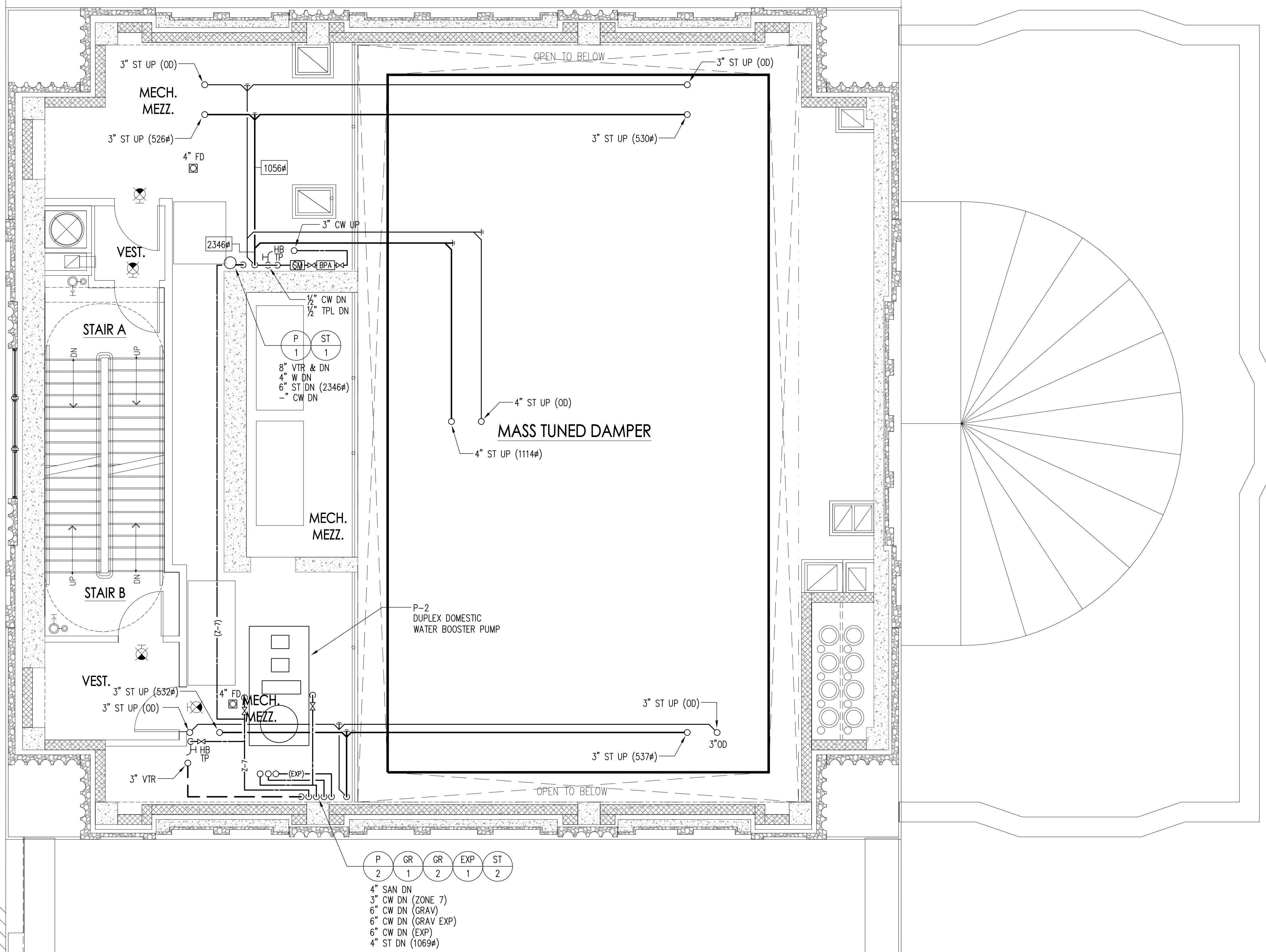
WSP CANTOR SEINUK
STRUCTURAL ENGINEERS

228 EAST 45th STREET
NEW YORK, NY 10017
TEL: 212-687-9886
FAX: 646-467-5501

MEP ENGINEER:

WSP • FLACK+KURTZ

512 Seventh Avenue
New York, NY 10018
212.532.9600 Main
WSPFK.com

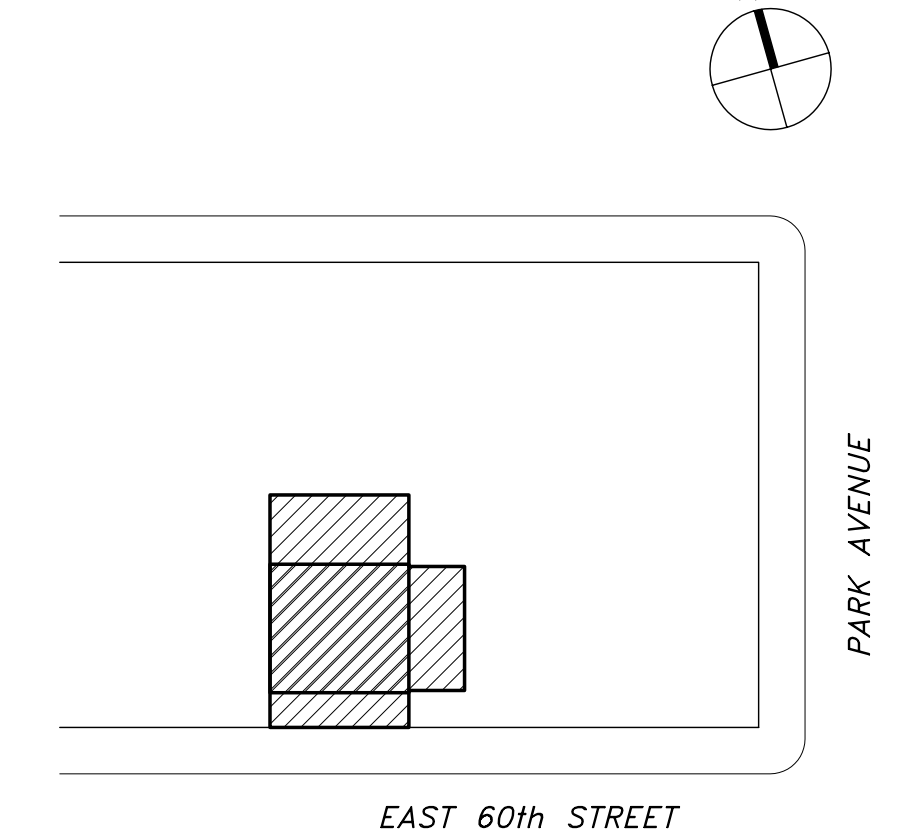


01 12-09-12 DOB SUBMITTAL

No.: Date: Revision:

SCALE:

KEY PLAN:



PROJECT:

43 East 60th Street
New York, NY

TITLE:

PLUMBING
51ST MECHANICAL
FLOOR PLAN

SEAL & SIGNATURE:



SCALE: 1/4"=1'-0"

DATE: 12/03/2012

PROJECT No: 2012.33

FILE No: \DWG\51CD

DRAWN BY: V.T.

CHECKED BY: L.D.

DWG No: P-322.00

OF

ARCHITECT OF RECORD:

SLCEArchitects

841 BROADWAY
NEW YORK, NY 10003
TEL: 212-979-8400
FAX: 212-979-8387

DESIGN ARCHITECT:

Robert A.M. Stern Architects

460 West 34th Street
NEW YORK, NY 10001
TEL: 212-967-5100
FAX: 212-967-5588

STRUCTURAL ENGINEER:

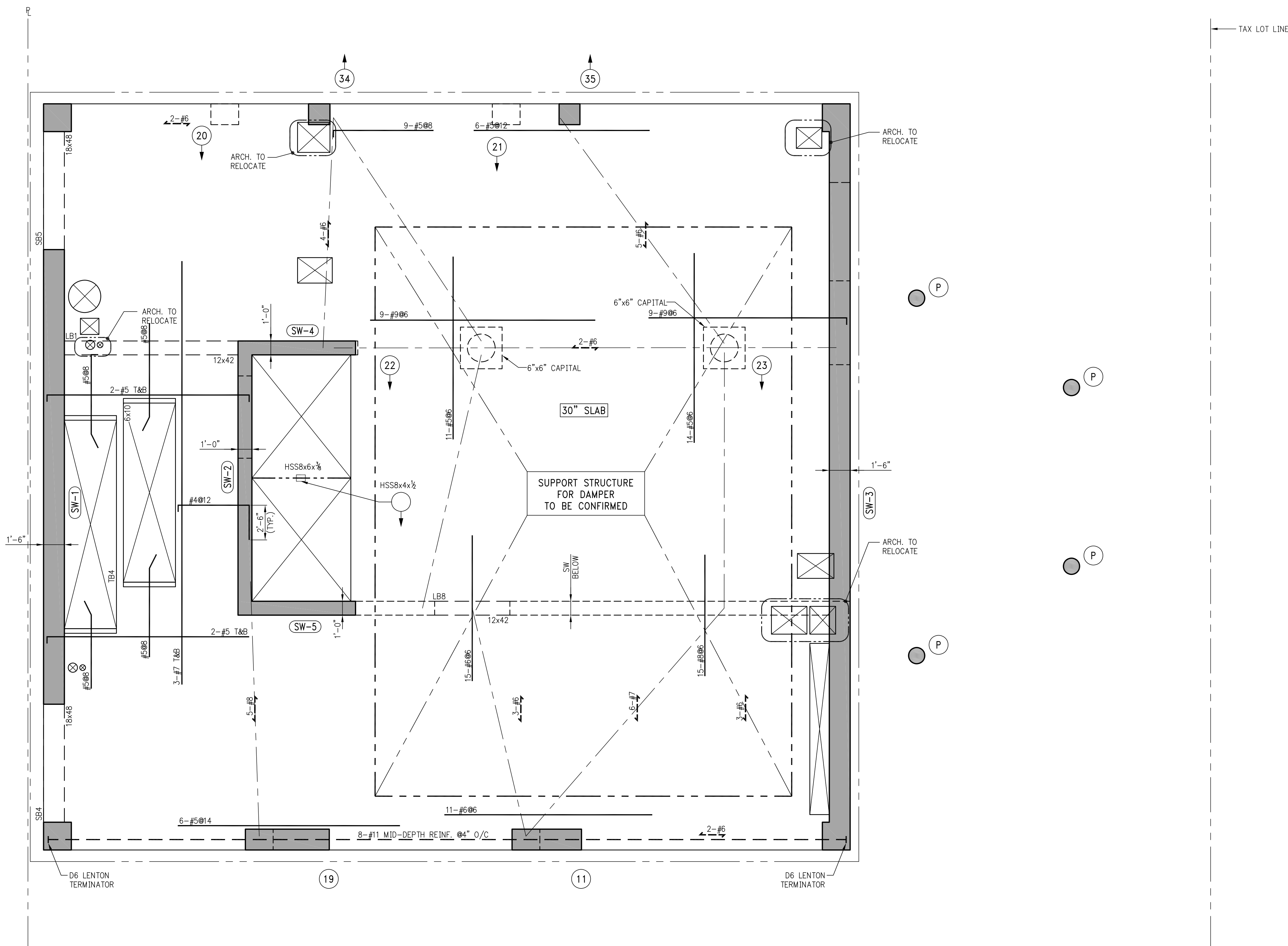
WSP CANTOR SENUK
STRUCTURAL ENGINEERS

228 EAST 45th STREET
NEW YORK, NY 10017
TEL: 212-687-9888
FAX: 646-467-5501

MEP ENGINEER:

WSP • FLACK+KURTZ

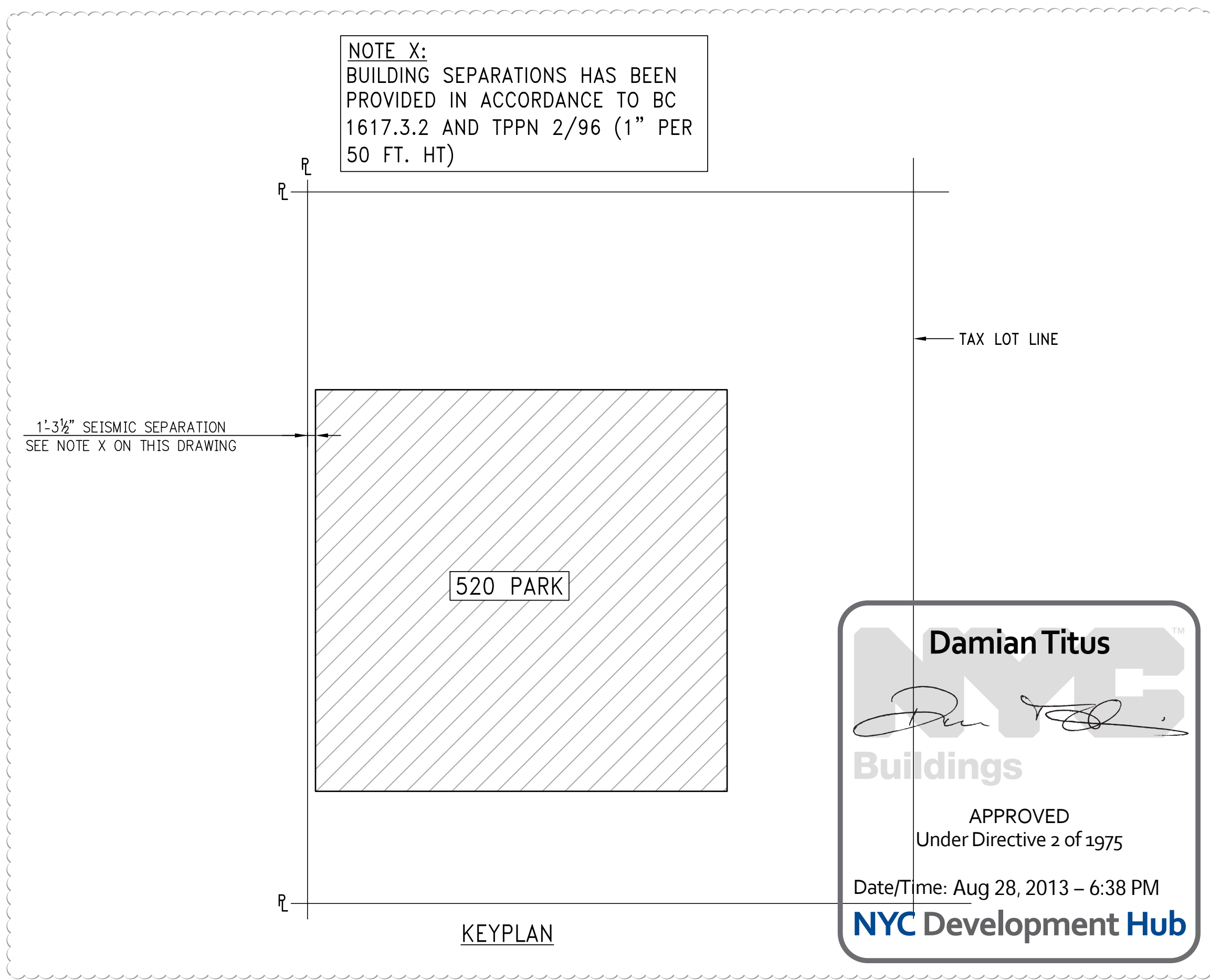
512 Seventh Avenue
New York, NY 10018
212.532.9600 Main
WSPFK.com



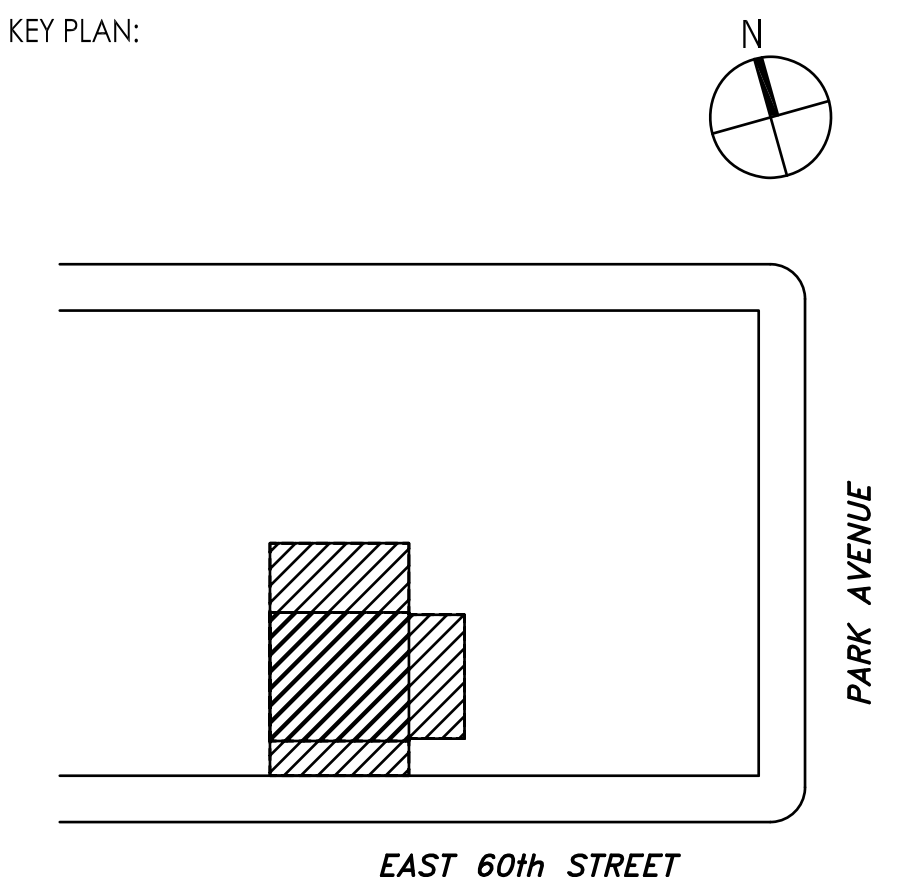
1 49TH FLOOR MECHANICAL FRAMING PLAN
SCALE: 1/4"=1'-0"

NOTES:

1. TOP OF SLAB ELEVATION, TO BE +746'-0" U.O.N. THUS ON PLAN
2. CONCRETE SLAB SHALL BE 30" THICK, U.O.N.
3. TOP & BOTTOM REINFORCEMENT TO BE #10@10 E.W. CONT.
4. ALONG THE SNUBBER AXIS PLACE 3-#11 MID-DEPTH REINFORCEMENT
5. (P) INDICATES 14"x CONG. POST REINFORCED WITH 5-#6 VERT. & #4@6 TIES @ TYPICAL
6. FOR BALANCE OF INFORMATION SEE DWG. S-010.



KEY PLAN:



PROJECT:

45 East 60th Street
New York, NY

TITLE:

**49TH FLOOR
MECHANICAL FRAMING PLAN**

SEAL & SIGNATURE:

SCALE: AS NOTED
DATE: -
PROJECT No: 20080163
FILE No: -
DRAWN BY: -
CHECKED BY: -
DWG No: **S-490.01**

ARCHITECT OF RECORD:

SLCE*Architects*

841 BROADWAY
NEW YORK, NY 10003
TEL: 212-979-8400
FAX: 212-979-8387

DESIGN ARCHITECT:

Robert A.M. Stern Architects

460 West 34th Street
NEW YORK, NY 10001
TEL: 212-967-5100
FAX: 212-967-5588

STRUCTURAL ENGINEER:

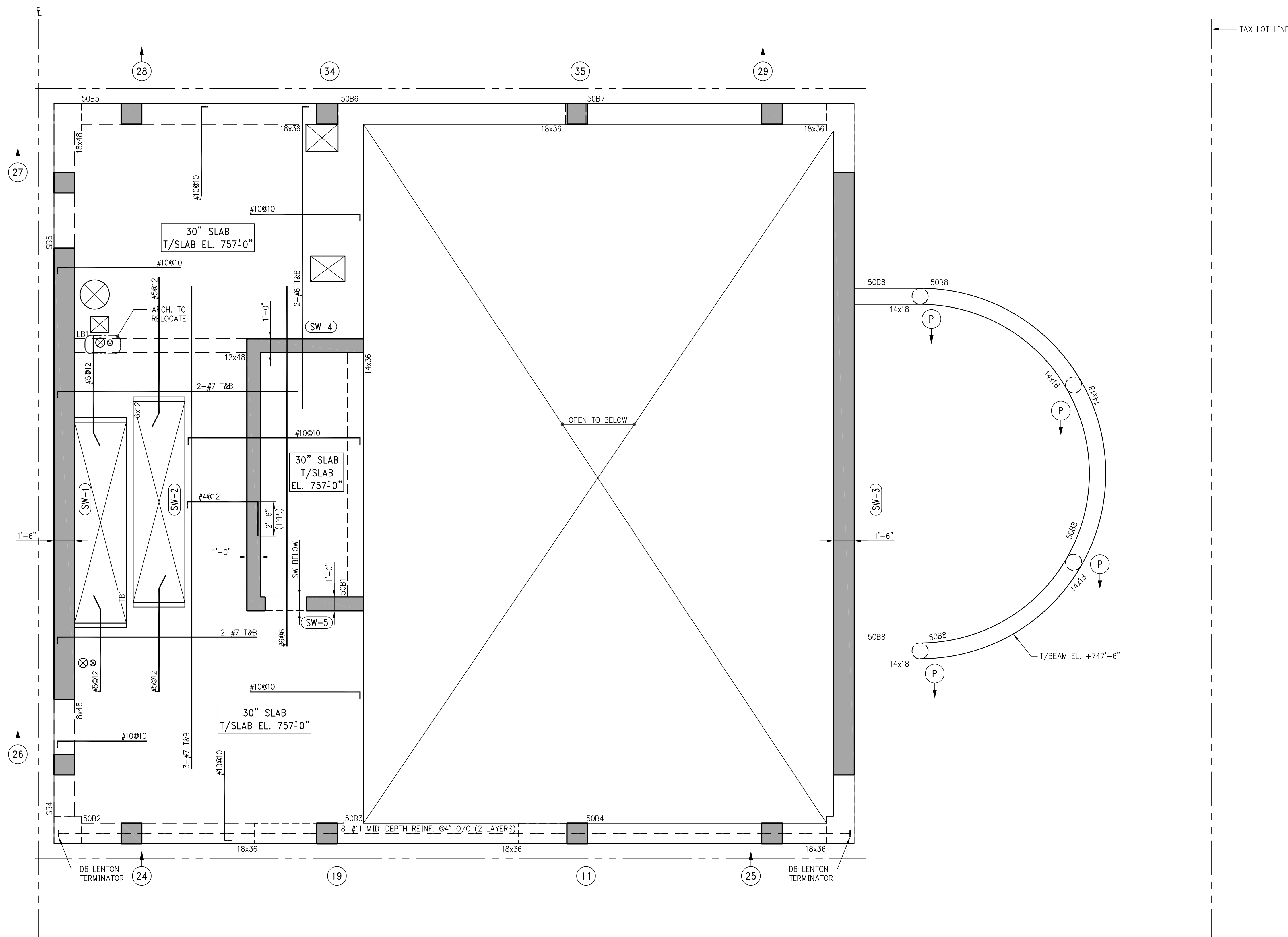
WSP CANTOR SENUK
STRUCTURAL ENGINEERS

228 EAST 45th STREET
NEW YORK, NY 10017
TEL: 212-687-9888
FAX: 646-487-5501

MEP ENGINEER:

WSP • FLACK+KURTZ

512 Seventh Avenue
New York, NY 10018
212.532.9600 Main
WSPFK.com




1 50TH FLOOR MECHANICAL FRAMING PLAN
SCALE: 1"=1'-0"

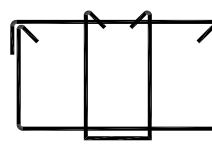
NOTES:

1. TOP OF SLAB ELEVATION TO BE +757'-0" U.O.N. THUS [] ON PLAN.
2. CONCRETE SLAB SHALL BE 30" THICK, U.O.N.
3. SLAB BOTTOM REINFORCEMENT TO BE #10@10
4. FOR BALANCE OF INFORMATION SEE S-010

B E A M S C H E D U L E						
MARK	SIZE	BOTTOM REINFORCEMENT CONT.	TOP REINFORCEMENT CONT.	STIRRUPS		REMARKS
				SIZE	TYPE SPACING	
50B1	14 x 36	3-#11	2-#9	#4	1	Ø 12" o/c
50B2	18 x 36	4-#11	2-#11	#4	2	Ø 7" o/c
50B3	18 x 36	2-#9	2-#11	#4	1	Ø 10" o/c
50B4	18 x 36	5-#11	2-#11	#4	2	Ø 7" o/c
50B5	18 x 36	5-#11	2-#11	#4	2	Ø 7" o/c
50B6	18 x 36	2-#9	2-#11	#4	1	Ø 10" o/c
50B7	18 x 36	4-#11	2-#11	#4	2	Ø 7" o/c
50B8	14 x 18	2-#8	2-#8	#4	1	Ø 7" o/c



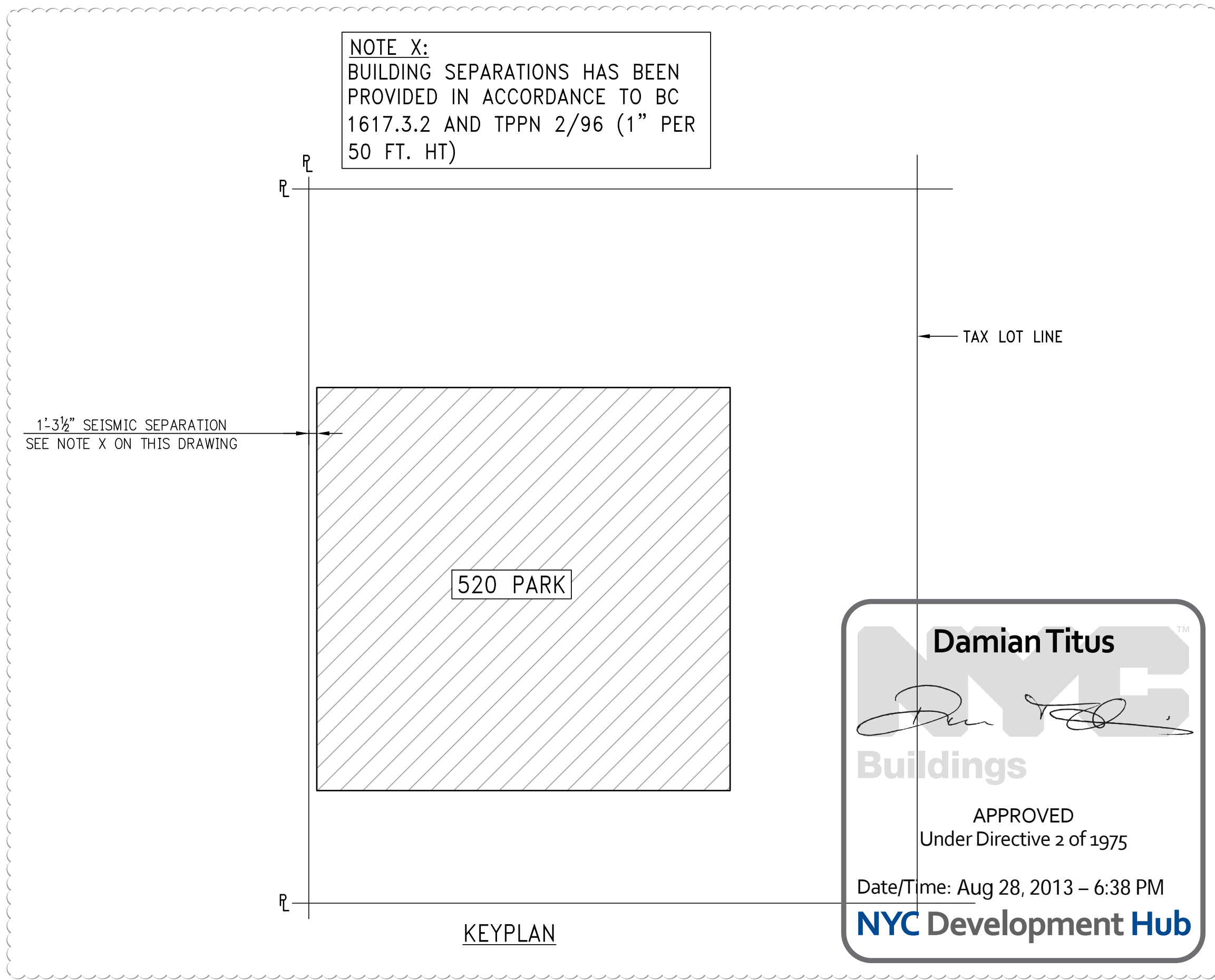
TYPE 1



TYPE 2

STIRRUP TYPES
N.T.S.

NOTE X:
BUILDING SEPARATIONS HAS BEEN PROVIDED IN ACCORDANCE TO BC 1617.3.2 AND TPN 2/96 (1" PER 50 FT. HT)



Damian Titus

[Signature]
Buildings

APPROVED
Under Directive 2 of 1975

Date/Time: Aug 28, 2013 - 6:38 PM

NYC Development Hub

PROJECT:

45 East 60th Street
New York, NY

TITLE:

**50TH FLOOR MECHANICAL
FRAMING PLAN**

SEAL & SIGNATURE:



SCALE: AS NOTED

DATE: -

PROJECT No: 2008063

FILE No: -

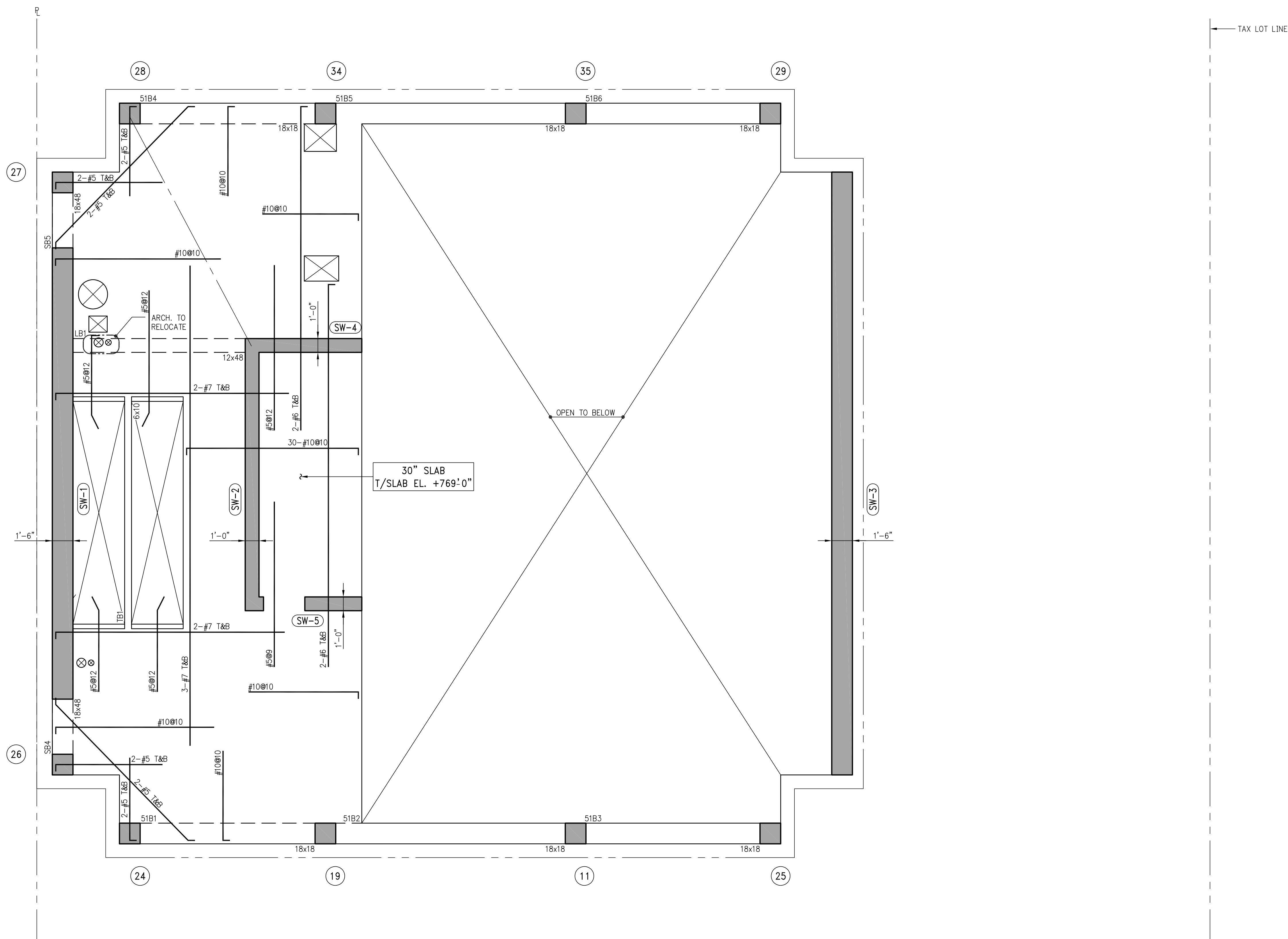
DRAWN BY: -

CHECKED BY: -

DWG No: -

S-500.01

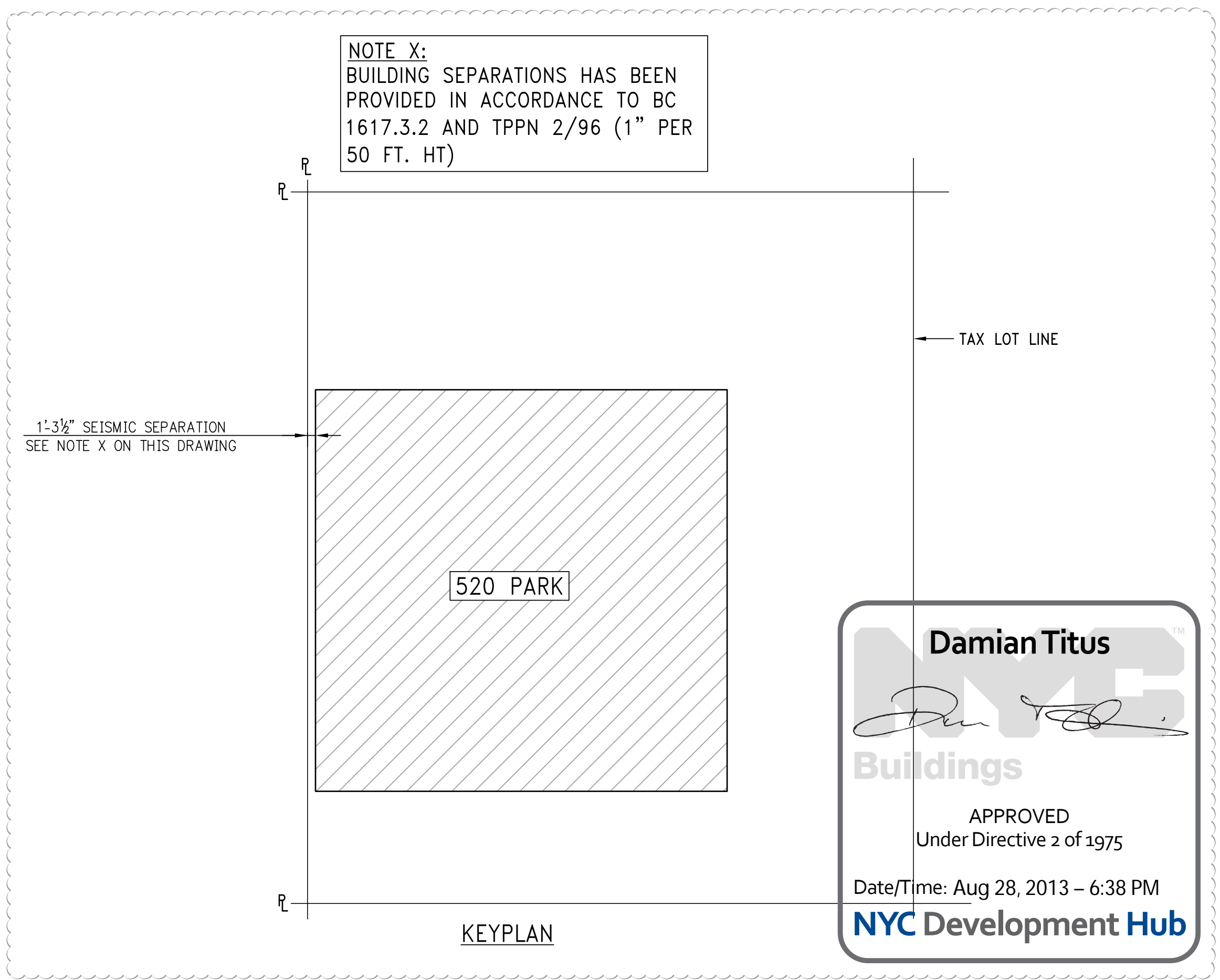
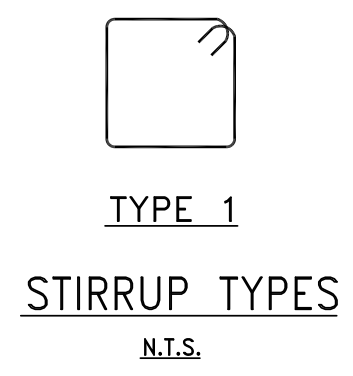
1 OF 38



1 51ST FLOOR MECHANICAL FRAMING PLAN
S-510 SCALE: 1/4"=1'-0"

- NOTES:
1. TOP OF SLAB ELEVATION TO BE +789'-0" U.O.N. THUS [] ON PLAN
 2. CONCRETE SLAB SHALL BE 30" THICK, U.O.N. THUS [] ON PLAN
 3. SLAB BOTTOM REINFORCEMENT TO BE #10#10 E.W. CONT.
 4. FOR BALANCE OF INFORMATION SEE S-010

B E A M S C H E D U L E							
MARK	SIZE	BOTTOM REINFORCEMENT CONT.	TOP REINFORCEMENT CONT.	STIRRUPS			REMARKS
				SIZE	TYPE	SPACING	
51B1	18 x 18	2-#9	2-#8	#3	1	@ 8" o/c	
51B2	18 x 18	2-#7	2-#8	#3	1	@ 8" o/c	
51B3	18 x 18	2-#7	2-#7	#3	1	@ 8" o/c	
51B4	18 x 18	2-#9	2-#8	#3	1	@ 8" o/c	
51B5	18 x 18	2-#7	2-#8	#3	1	@ 8" o/c	
51B6	18 x 18	2-#7	2-#7	#3	1	@ 8" o/c	



ARCHITECT OF RECORD:
SLCEArchitects
841 BROADWAY
NEW YORK, NY 10003
TEL: 212-979-8400
FAX: 212-979-8387

DESIGN ARCHITECT:
Robert A.M. Stern Architects
460 West 34th Street
NEW YORK, NY 10001
TEL: 212-967-5100
FAX: 212-967-5588

STRUCTURAL ENGINEER:
WSP CANTOR SENUK
STRUCTURAL ENGINEERS
228 EAST 45th STREET
NEW YORK, NY 10017
TEL: 212-687-9888
FAX: 646-487-5501

MEP ENGINEER:
WSP • FLACK+KURTZ
512 Seventh Avenue
New York, NY 10018
212.532.9600 Main
WSPFK.com

4 03/04/13 DOB SUBMITTAL
3 12/03/12 DOB SUBMITTAL
2 06/25/09 DESIGN DEVELOPMENT
1 11/12/08 SCHEMATIC DESIGN

No: Date: Revision:

SCALE:

KEY PLAN:

PROJECT:
45 East 60th Street
New York, NY

TITLE:
**51ST FLOOR
MECHANICAL FRAMING PLAN**

SEAL & SIGNATURE:



SCALE: AS NOTED
DATE: -
PROJECT No: 2008063
FILE No: -
DRAWN BY: -
CHECKED BY: -
DWG No: S-510.01

Damian Titus
[Signature]
Buildings
APPROVED
Under Directive 2 of 1975
Date/Time: Aug 28, 2013 - 6:38 PM
NYC Development Hub

